REGAL CUTTING TOOLS


**元象貿易股份有限公司 STARPOINT INC.**

台灣新北市三重區光復路一段142號6樓

6F.,No.142,Sec. 1, Guangfu Rd., Sanchong Dist., New Taipei City 241, Taiwan

Tel:886-2-8511-0941 Fax:886-2-8512-1787

Http://www.starpoint.com.tw E-mail:sapinc@ms35.hinet.net


REGAL CUTTING TOOLS

# 絲攻 Taps
# 鑽頭 Drills

**元象貿易股份有限公司 STARPOINT INC.**

# 粉末多用途高速鋼絲攻

## HSS-PM COMBO TAPS FOR MULTI PURPOSE

材質：HSS-PM

SFT螺旋絲攻

POT先端絲攻

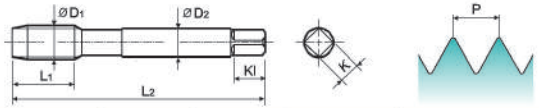


單位Unit: mm

| 規格 | | 全長 | 螺紋長 | 柄徑 | 精度 Limit | | 粉末螺旋絲攻 SFT | | 粉末先端絲攻 POT | |
|---|---|---|---|---|---|---|---|---|---|---|
| 尺寸Size | 牙距Pitch | Overll Length L2 | Thread Length L1 | Shank Diameter D | SFT | POT | 價格(支) NT$ | 鍍鈦價格 | 價格(支) NT$ | 鍍鈦價格 |
| M 2 | 0.4 | 40 | 9.5 | 3.0 | GT1 | GT2 | 408 | 455 | 400 | 447 |
| M 2.3 | 0.4 | 42 | 9.5 | 3.0 | GT1 | GT2 | 416 | 463 | 405 | 452 |
| M 2.5 | 0.45 | 44 | 9.5 | 3.0 | GT1 | GT2 | 373 | 420 | 366 | 413 |
| M 2.6 | 0.45 | 44 | 9.5 | 3.0 | GT1 | GT2 | 330 | 377 | 323 | 370 |
| M 3 | 0.5 | 46 | 11 | 4.0 | GT2 | GT2 | 300 | 347 | 275 | 322 |
| M 3.5 | 0.6 | 48 | 13 | 4.0 | GT2 | GT2 | 316 | 363 | 292 | 339 |
| M 4 | 0.7 | 52 | 13 | 5.0 | GT2 | GT2 | 283 | 330 | 258 | 305 |
| M 5 | 0.8 | 60 | 16 | 5.5 | GT2 | GT2 | 296 | 343 | 266 | 313 |
| M 6 | 1.0 | 62 | 19 | 6.0 | GT2 | GT2 | 316 | 363 | 283 | 330 |
| M 7 | 1.0 | 65 | 19 | 6.2 | GT2 | GT2 | 433 | 503 | 405 | 452 |
| M 8 | 1.0 | 70 | 22 | 6.2 | GT2 | GT3 | 495 | 565 | 459 | 529 |
| M 8 | 1.25 | 70 | 22 | 6.2 | GT2 | GT3 | 442 | 512 | 405 | 475 |
| M 10 | 1.0 | 75 | 24 | 7.0 | GT2 | GT3 | 600 | 682 | 541 | 623 |
| M 10 | 1.25 | 75 | 24 | 7.0 | GT2 | GT3 | 600 | 682 | 541 | 623 |
| M 10 | 1.5 | 75 | 24 | 7.0 | GT2 | GT3 | 600 | 682 | 541 | 623 |
| M 12 | 1.0 | 82 | 29 | 8.5 | GT2 | GT3 | 866 | 959 | 816 | 909 |
| M 12 | 1.25 | 82 | 29 | 8.5 | GT2 | GT3 | 866 | 959 | 816 | 909 |
| M 12 | 1.5 | 82 | 29 | 8.5 | GT2 | GT3 | 866 | 959 | 816 | 909 |
| M 12 | 1.75 | 82 | 29 | 8.5 | GT2 | GT4 | 800 | 893 | 750 | 843 |
| M 14 | 1.0 | 88 | 30 | 10.5 | GT2 | GT3 | 988 | 1104 | 942 | 1058 |
| M 14 | 1.5 | 88 | 30 | 10.5 | GT2 | GT3 | 988 | 1104 | 942 | 1058 |
| M 14 | 2.0 | 88 | 30 | 10.5 | GT2 | GT4 | 988 | 1104 | 942 | 1058 |
| M 16 | 1.0 | 95 | 32 | 12.5 | GT2 | GT3 | 1495 | 1639 | 1370 | 1514 |
| M 16 | 1.5 | 95 | 32 | 12.5 | GT2 | GT3 | 1150 | 1294 | 1025 | 1169 |
| M 16 | 2.0 | 95 | 32 | 12.5 | GT2 | GT4 | 1150 | 1294 | 1025 | 1169 |
| M 18 | 1.0 | 100 | 37 | 14.0 | GT2 | GT3 | 2220 | 2399 | 2036 | 2215 |
| M 18 | 1.5 | 100 | 37 | 14.0 | GT2 | GT4 | 1440 | 1619 | 1256 | 1435 |
| M 18 | 2.0 | 100 | 37 | 14.0 | GT3 | GT4 | 1640 | 1819 | 1456 | 1635 |
| M 18 | 2.5 | 100 | 37 | 14.0 | GT3 | GT4 | 1440 | 1619 | 1256 | 1435 |
| M 20 | 1.0 | 105 | 37 | 15.0 | GT2 | GT3 | 2178 | 2411 | 1945 | 2178 |
| M 20 | 1.5 | 105 | 37 | 15.0 | GT3 | GT4 | 1663 | 1896 | 1430 | 1663 |
| M 20 | 2.0 | 105 | 37 | 15.0 | GT3 | GT4 | 1995 | 2228 | 1762 | 1995 |
| M 20 | 2.5 | 105 | 37 | 15.0 | GT3 | GT4 | 1663 | 1896 | 1430 | 1663 |
| M 22 | 1.0 | 115 | 38 | 17.0 | GT2 | GT3 | 3032 | 3310 | 2782 | 3060 |
| M 22 | 1.5 | 115 | 38 | 17.0 | GT3 | GT4 | 2333 | 2611 | 2083 | 2361 |
| M 22 | 2.0 | 115 | 38 | 17.0 | GT3 | GT4 | 2800 | 3078 | 2550 | 2828 |
| M 22 | 2.5 | 115 | 38 | 17.0 | GT3 | GT4 | 2333 | 2611 | 2083 | 2361 |
| M 24 | 1.0 | 120 | 45 | 19.0 | GT2 | GT3 | 3680 | 4013 | 3447 | 3780 |
| M 24 | 1.5 | 120 | 45 | 19.0 | GT3 | GT4 | 3066 | 3399 | 2833 | 3166 |
| M 24 | 2.0 | 120 | 45 | 19.0 | GT3 | GT4 | 3588 | 3921 | 3355 | 3688 |
| M 24 | 3.0 | 120 | 45 | 19.0 | GT3 | GT4 | 3066 | 3399 | 2833 | 3166 |

◎：優(Excellent)　○：良(Good)

HSS-EX
I-GP
GT
2.5/5.0P
Bright



# 多用途鈷高速鋼絲攻

## COMBO TAPS FOR MULTI PURPOSE

材質：HSS-EX

SFT螺旋絲攻

POT先端絲攻

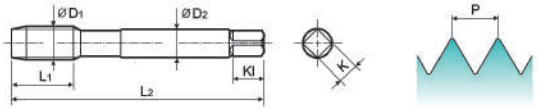


單位Unit: mm

| 公制牙 M | | 全長 | 螺紋長 | 柄徑 | 精度 Limit | | 螺旋絲攻 SFT | | 先端絲攻 POT | |
|---|---|---|---|---|---|---|---|---|---|---|
| 尺寸Size | 牙距Pitch | Overall Length L2 | Thread Length L1 | Shank Diameter D | SFT | POT | 價格(支) NT$ | 鍍鈦價格(支) NT$ | 價格(支) NT$ | 鍍鈦價格(支) NT$ |
| M 1.4 x | 0.3 | 34.0 | 9.5 | 3.0 | GT1 | GT1 | 506 | 561 | 486 | 531 |
| M 1.6 x | 0.35 | 36.0 | 9.5 | 3.0 | GT1 | GT1 | 450 | 495 | 433 | 478 |
| M 1.7 x | 0.35 | 36.0 | 9.5 | 3.0 | GT1 | GT1 | 410 | 455 | 397 | 442 |
| M 1.8 x | 0.35 | 36.0 | 9.5 | 3.0 | GT1 | GT2 | 410 | 455 | 397 | 442 |
| M 2 x | 0.4 | 40.0 | 9.5 | 3.0 | GT1 | GT2 | 351 | 397 | 341 | 385 |
| M 2.2 x | 0.45 | 42.0 | 9.5 | 3.0 | GT1 | GT2 | 380 | 426 | 355 | 400 |
| M 2.3 x | 0.4 | 42.0 | 9.5 | 3.0 | GT1 | GT2 | 361 | 408 | 338 | 385 |
| M 2.5 x | 0.45 | 44.0 | 9.5 | 3.0 | GT1 | GT2 | 315 | 362 | 299 | 345 |
| M 2.6 x | 0.45 | 44.0 | 9.5 | 3.0 | GT1 | GT2 | 257 | 303 | 247 | 294 |
| M 3 x | 0.5 | 46.0 | 11.0 | 4.0 | GT1 | GT2 | 212 | 259 | 207 | 253 |
| M 3.5 x | 0.6 | 48.0 | 13.0 | 4.0 | GT2 | GT2 | 223 | 270 | 216 | 263 |
| M 4 x | 0.5 | 52.0 | 13.0 | 5.0 | GT2 | GT2 | 401 | 448 | 401 | 448 |
| M 4 x | 0.7 | 52.0 | 13.0 | 5.0 | GT2 | GT2 | 201 | 247 | 198 | 245 |
| M 4.5 x | 0.75 | 55.0 | 13.0 | 5.0 | GT1 | GT2 | 253 | 300 | 244 | 291 |
| M 5 x | 0.5 | 60.0 | 16.0 | 5.5 | GT2 | GT2 | 411 | 457 | 411 | 457 |
| M 5 x | 0.8 | 60.0 | 16.0 | 5.5 | GT2 | GT2 | 205 | 252 | 198 | 245 |
| M 6 x | 0.75 | 62.0 | 19.0 | 6.0 | GT2 | GT2 | 259 | 306 | 259 | 306 |
| M 6 x | 1.0 | 62.0 | 19.0 | 6.0 | GT2 | GT2 | 217 | 264 | 212 | 259 |
| M 7 x | 0.75 | 65.0 | 19.0 | 6.2 | GT2 | GT2 | 462 | 532 | 462 | 532 |
| M 7 x | 1.0 | 65.0 | 19.0 | 6.2 | GT2 | GT2 | 288 | 358 | 281 | 351 |
| M 8 x | 1.0 | 70.0 | 22.0 | 6.2 | GT2 | GT3 | 450 | 520 | 440 | 510 |
| M 8 x | 1.25 | 70.0 | 22.0 | 6.2 | GT2 | GT3 | 298 | 368 | 287 | 357 |
| M 9 x | 1.0 | 72.0 | 22.0 | 7.0 | GT2 | GT3 | 623 | 705 | 623 | 705 |

| 低碳鋼 | 中碳鋼 | 高碳鋼 | 合金鋼 | 硬化鋼 | 不銹鋼 | 工具鋼 | 鑄鋼 | 鑄鐵 | 高強度鑄鐵 |
|---|---|---|---|---|---|---|---|---|---|
| Low Carbon Steels | Meduim Carbon Steels | High Carbon Steels | Alloy Steel | Hardened Steel | Stainless Steels | Tool Steel | Cast Steel | Cast Iron | High Tension Cast Iron |
| ~C0.25 | C0.25~C0.45 | C0.45~ | SCM | HRc25~45 | SUS | SKD | SC | FC | FCD |
| ◎ | ◎ | ◎ | ◎ | ◎ | ◎ | ◎ | ◎ | ◎ | ◎ |

| 銅 | 黃銅 | 鑄銅 | 鋁軋 | 鑄鋁 | 鑄鎂 | 鑄鋅 | 鈦合金 | 鎳合金 | 熱固性塑料 | 熱塑性塑料 |
|---|---|---|---|---|---|---|---|---|---|---|
| Copper | Brass | Brass Casting | Aluminum Rolled | Aluminum Alloy Casting | Magnesium Casting | Zinc Alloy Casting | Ti Alloy | Ni Alloy | Themosetting plastic | Thermoplastic |
| Cu | Bs | PB | AL | AC, ADC | MC | ZDC | | | | |
| ◎ | ◎ | ◎ | ◎ | ◎ | ◎ | ◎ | ○ | ○ | ○ | ○ |

◎：優(Excellent)　○：良(Good)

HSS-EX
I-GP
GT
2.5/5.0P
Bright

# 多用途鈷高速鋼絲攻

## COMBO TAPS FOR MULTI PURPOSE

材質：HSS-EX

SFT螺旋絲攻

POT先端絲攻

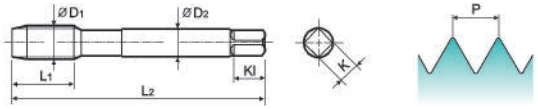


單位Unit: mm

HSS-EX
I-GP
GT
2.5/5.0P
Bright

| 公制牙 M | | 全長 | 螺紋長 | 柄徑 | 精度 Limit | | 螺旋絲攻 SFT | | 先端絲攻 POT | |
|---|---|---|---|---|---|---|---|---|---|---|
| 尺寸Size | 牙距Pitch | Overall Length L2 | Thread Length L1 | Shank Diameter D | SFT | POT | 價格(支) NT$ | 鍍鈦價格(支) NT$ | 價格(支) NT$ | 鍍鈦價格(支) NT$ |
| M 10 x | 1.0 | 75.0 | 24.0 | 7.0 | GT2 | GT3 | 552 | 634 | 536 | 617 |
| M 10 x | 1.25 | 75.0 | 24.0 | 7.0 | GT2 | GT3 | 394 | 476 | 384 | 466 |
| M 10 x | 1.5 | 75.0 | 24.0 | 7.0 | GT2 | GT3 | 394 | 476 | 384 | 466 |
| M 11 x | 1.0 | 80.0 | 25.0 | 8.0 | GT2 | GT3 | 968 | 1062 | 968 | 1062 |
| M 12 x | 1.0 | 82.0 | 29.0 | 8.5 | GT2 | GT3 | 641 | 734 | 641 | 734 |
| M 12 x | 1.25 | 82.0 | 29.0 | 8.5 | GT2 | GT3 | 531 | 624 | 531 | 624 |
| M 12 x | 1.5 | 82.0 | 29.0 | 8.5 | GT2 | GT3 | 531 | 624 | 531 | 624 |
| M 12 x | 1.75 | 82.0 | 29.0 | 8.5 | GT2 | GT4 | 531 | 624 | 531 | 624 |
| M 14 x | 1.0 | 88.0 | 30.0 | 10.5 | GT2 | GT3 | 907 | 1023 | 907 | 1023 |
| M 14 x | 1.25 | 88.0 | 30.0 | 10.5 | GT2 | GT3 | 888 | 1005 | 845 | 961 |
| M 14 x | 1.5 | 88.0 | 30.0 | 10.5 | GT2 | GT3 | 708 | 825 | 693 | 810 |
| M 14 x | 2.0 | 88.0 | 30.0 | 10.5 | GT2 | GT4 | 708 | 825 | 693 | 810 |
| M 15 x | 1.0 | 90.0 | 30.0 | 10.5 | GT2 | GT3 | 1852 | 1968 | 1852 | 1968 |
| M 15 x | 1.5 | 90.0 | 30.0 | 10.5 | GT2 | GT3 | 1342 | 1458 | 1342 | 1458 |
| M 16 x | 1.0 | 95.0 | 32.0 | 12.5 | GT2 | GT3 | 1234 | 1378 | 1148 | 1292 |
| M 16 x | 1.5 | 95.0 | 32.0 | 12.5 | GT2 | GT3 | 939 | 1083 | 921 | 1064 |
| M 16 x | 2.0 | 95.0 | 32.0 | 12.5 | GT2 | GT4 | 939 | 1083 | 921 | 1064 |
| M 18 x | 1.0 | 100.0 | 37.0 | 14 | GT2 | GT3 | 2000 | 2179 | 1945 | 2125 |
| M 18 x | 1.5 | 100.0 | 37.0 | 14 | GT2 | GT4 | 1287 | 1467 | 1254 | 1434 |
| M 18 x | 2.0 | 100.0 | 37.0 | 14 | GT3 | GT4 | 1470 | 1650 | 1415 | 1595 |
| M 18 x | 2.5 | 100.0 | 37.0 | 14 | GT3 | GT4 | 1287 | 1467 | 1254 | 1434 |
| M 20 x | 1.0 | 105.0 | 37.0 | 15 | GT2 | GT3 | 2281 | 2514 | 2238 | 2471 |
| M 20 x | 1.5 | 105.0 | 37.0 | 15 | GT3 | GT4 | 1734 | 1967 | 1689 | 1923 |
| M 20 x | 2.0 | 105.0 | 37.0 | 15 | GT3 | GT4 | 2084 | 2317 | 2018 | 2252 |
| M 20 x | 2.5 | 105.0 | 37.0 | 15 | GT3 | GT4 | 1734 | 1967 | 1689 | 1923 |

| 低碳鋼 | 中碳鋼 | 高碳鋼 | 合金鋼 | 硬化鋼 | 不銹鋼 | 工具鋼 | 鑄鋼 | 鑄鐵 | 高強度鑄鐵 |
|---|---|---|---|---|---|---|---|---|---|
| Low Carbon Steels | Meduim Carbon Steels | High Carbon Steels | Alloy Steel | Hardened Steel | Stainless Steels | Tool Steel | Cast Steel | Cast Iron | High Tension Cast Iron |
| ~C0.25 | C0.25~C0.45 | C0.45~ | SCM | HRc25~45 | SUS | SKD | SC | FC | FCD |
| ◎ | ◎ | ◎ | ◎ | ◎ | ◎ | ◎ | ◎ | ◎ | ◎ |

| 銅 | 黃銅 | 鑄銅 | 鋁軋 | 鑄鋁 | 鑄鎂 | 鑄鋅 | 鈦合金 | 鎳合金 | 熱固性塑料 | 熱塑性塑料 |
|---|---|---|---|---|---|---|---|---|---|---|
| Copper | Brass | Brass Casting | Aluminum Rolled | Aluminum Alloy Casting | Magnesium Casting | Zinc Alloy Casting | Ti Alloy | Ni Alloy | Themosetting plastic | Thermoplastic |
| Cu | Bs | PB | AL | AC, ADC | MC | ZDC | | | | |
| ◎ | ◎ | ◎ | ◎ | ◎ | ◎ | ◎ | ○ | ○ | ○ | ○ |

◎：優(Excellent)　○：良(Good)




# 多用途鈷高速鋼絲攻

## COMBO TAPS FOR MULTI PURPOSE

材質：HSS-EX

SFT螺旋絲攻

POT先端絲攻

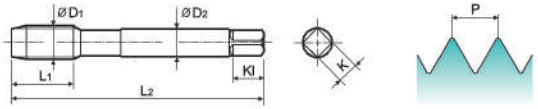


單位Unit: mm

HSS-EX
I-GP
GT
2.5/5.0P
Bright

| 公制牙 M | | 全長 | 螺紋長 | 柄徑 | 精度 Limit | | 螺旋絲攻 SFT | | 先端絲攻 POT | |
|---|---|---|---|---|---|---|---|---|---|---|
| 尺寸Size | 牙距Pitch | Overall Length L2 | Thread Length L1 | Shank Diameter D | SFT | POT | 價格(支) NT$ | 鍍鈦價格(支) NT$ | 價格(支) NT$ | 鍍鈦價格(支) NT$ |
| M 22 x | 1.0 | 115.0 | 38.0 | 17.0 | GT2 | GT3 | 2920 | 3198 | 2867 | 3144 |
| M 22 x | 1.5 | 115.0 | 38.0 | 17.0 | GT3 | GT4 | 2233 | 2511 | 2233 | 2511 |
| M 22 x | 2.0 | 115.0 | 38.0 | 17.0 | GT3 | GT4 | 2697 | 2977 | 2622 | 2899 |
| M 22 x | 2.5 | 115.0 | 38.0 | 17.0 | GT3 | GT4 | 2233 | 2511 | 2233 | 2511 |
| M 24 x | 1.0 | 120.0 | 45.0 | 19.0 | GT2 | GT3 | 3535 | 3868 | 3535 | 3868 |
| M 24 x | 1.5 | 120.0 | 45.0 | 19.0 | GT3 | GT4 | 2946 | 3278 | 2946 | 3278 |
| M 24 x | 2.0 | 120.0 | 450.0 | 19.0 | GT3 | GT4 | 3450 | 3782 | 3450 | 3782 |
| M 24 x | 3.0 | 120.0 | 45.0 | 19.0 | GT3 | GT4 | 2946 | 3278 | 2946 | 3278 |
| M 25 x | 1.5 | 125.0 | 45.0 | 19.0 | GT3 | GT4 | 4991 | 5324 | 4991 | 5324 |
| M 25 x | 2.0 | 125.0 | 45.0 | 19.0 | GT3 | GT4 | 4991 | 5324 | 4991 | 5324 |
| M 26 x | 1.0 | 125.0 | 45.0 | 20.0 | GT2 | GT3 | 5035 | 5513 | 5035 | 5513 |
| M 26 x | 1.5 | 125.0 | 45.0 | 20.0 | GT3 | GT4 | 3596 | 4073 | 3596 | 4073 |
| M 26 x | 2.0 | 125.0 | 45.0 | 20.0 | GT3 | GT4 | 3700 | 4177 | 3700 | 4177 |
| M 27 x | 1.5 | 130.0 | 45.0 | 20.0 | GT3 | GT4 | 4442 | 4919 | 4442 | 4919 |
| M 27 x | 2.0 | 130.0 | 45.0 | 20.0 | GT3 | GT4 | 4442 | 4919 | 4442 | 4919 |
| M 27 x | 3.0 | 130.0 | 45.0 | 20.0 | GT3 | GT4 | 4442 | 4919 | 4442 | 4919 |
| M 28 x | 1.5 | 130.0 | 45.0 | 21.0 | GT3 | GT4 | 6690 | 7188 | 6690 | 7188 |
| M 28 x | 2.0 | 130.0 | 45.0 | 21.0 | GT3 | GT4 | 6690 | 7188 | 6690 | 7188 |
| M 30 x | 1.0 | 135.0 | 48.0 | 23.0 | GT2 | GT3 | 7191 | 7781 | 7191 | 7781 |
| M 30 x | 1.5 | 135.0 | 48.0 | 23.0 | GT3 | GT4 | 5593 | 6182 | 5593 | 6182 |
| M 30 x | 2.0 | 135.0 | 48.0 | 23.0 | GT3 | GT4 | 6166 | 6755 | 6166 | 6755 |
| M 30 x | 3.0 | 135.0 | 48.0 | 23.0 | GT3 | GT4 | 6166 | 6755 | 6166 | 6755 |
| M 30 x | 3.5 | 135.0 | 48.0 | 23.0 | GT4 | GT5 | 5137 | 5726 | 5137 | 5726 |
| M 36 x | 4.0 | 155.0 | 57.0 | 28.0 | GT4 | GT5 | 6987 | 7576 | 6987 | 7576 |

| 低碳鋼 | 中碳鋼 | 高碳鋼 | 合金鋼 | 硬化鋼 | 不銹鋼 | 工具鋼 | 鑄鋼 | 鑄鐵 | 高強度鑄鐵 |
|---|---|---|---|---|---|---|---|---|---|
| Low Carbon Steels | Meduim Carbon Steels | High Carbon Steels | Alloy Steel | Hardened Steel | Stainless Steels | Tool Steel | Cast Steel | Cast Iron | High Tension Cast Iron |
| ~C0.25 | C0.25~C0.45 | C0.45~ | SCM | HRc25~45 | SUS | SKD | SC | FC | FCD |
| ◎ | ◎ | ◎ | ◎ | ◎ | ◎ | ◎ | ◎ | ◎ | ◎ |

| 銅 | 黃銅 | 鑄銅 | 鋁軋 | 鑄鋁 | 鑄鎂 | 鑄鋅 | 鈦合金 | 鎳合金 | 熱固性塑料 | 熱塑性塑料 |
|---|---|---|---|---|---|---|---|---|---|---|
| Copper | Brass | Brass Casting | Aluminum Rolled | Aluminum Alloy Casting | Magnesium Casting | Zinc Alloy Casting | Ti Alloy | Ni Alloy | Themosetting plastic | Thermoplastic |
| Cu | Bs | PB | AL | AC, ADC | MC | ZDC | | | | |
| ◎ | ◎ | ◎ | ◎ | ◎ | ◎ | ◎ | ○ | ○ | ○ | ○ |

◎：優(Excellent)　○：良(Good)

# 多用途鈷高速鋼絲攻

## COMBO TAPS FOR MULTI PURPOSE

材質：HSS-EX

SFT螺旋絲攻

POT先端絲攻

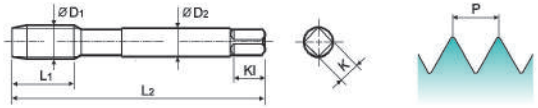


單位Unit: mm

HSS-EX
I-GP
GT
2.5/5.0P
Bright

| UNF 美制細牙 | | 全長 | 螺紋長 | 柄徑 | 精度 Limit | | 螺旋絲攻 SFT | | 先端絲攻 POT | |
|---|---|---|---|---|---|---|---|---|---|---|
| 尺寸Size | 牙距Pitch | Overall Length L2 | Thread Length L1 | Shank Diameter D | SFT | POT | 價格(支) NT$ | 鍍鈦價格(支) NT$ | 價格(支) NT$ | 鍍鈦價格(支) NT$ |
| NO. 4-48 | UNF | 44.0 | 9.5 | 3.0 | GT2 | GT2 | 243 | 289 | 233 | 280 |
| NO. 5-44 | UNF | 46.0 | 11.0 | 4.0 | GT2 | GT2 | 233 | 280 | 225 | 272 |
| NO. 6-40 | UNF | 48.0 | 13.0 | 4.0 | GT2 | GT2 | 231 | 278 | 222 | 268 |
| NO. 8-36 | UNF | 52.0 | 13.0 | 5.0 | GT2 | GT2 | 231 | 284 | 222 | 274 |
| NO. 10-32 | UNF | 60.0 | 16.0 | 5.5 | GT2 | GT2 | 238 | 296 | 228 | 286 |
| NO. 12-28 | UNF | 60.0 | 16.0 | 5.5 | GT2 | GT2 | 243 | 301 | 233 | 292 |
| NO. 1/4-28 | UNF | 62.0 | 19.0 | 6.0 | GT2 | GT2 | 249 | 307 | 236 | 294 |
| NO. 5/16-24 | UNF | 70.0 | 22.0 | 6.1 | GT2 | GT2 | 328 | 398 | 302 | 372 |
| NO. 3/8-24 | UNF | 75.0 | 24.0 | 7.0 | GT2 | GT2 | 400 | 478 | 364 | 443 |
| NO. 7/16-20 | UNF | 80.0 | 25.0 | 8.0 | GT2 | GT2 | 515 | 642 | 503 | 630 |
| NO. 1/2-20 | UNF | 85.0 | 29.0 | 9.0 | GT2 | GT2 | 617 | 747 | 603 | 733 |
| NO. 9/16-18 | UNF | 90.0 | 30.0 | 10.5 | GT2 | GT2 | 910 | 1079 | 866 | 1035 |
| NO. 5/8-18 | UNF | 95.0 | 32.0 | 12.0 | GT2 | GT2 | 1029 | 1128 | 944 | 1113 |
| NO. 3/4-16 | UNF | 105.0 | 37.0 | 14.0 | GT2 | GT2 | 1470 | 1692 | 1421 | 1643 |
| NO. 7/8-14 | UNF | 115.0 | 38.0 | 17.0 | GT2 | GT2 | 2275 | 2543 | 2203 | 2471 |
| NO. 1"-12 | UNF | 125.0 | 45.0 | 20.0 | GT2 | GT2 | 3261 | 3611 | 3163 | 3513 |

| 低碳鋼 | 中碳鋼 | 高碳鋼 | 合金鋼 | 硬化鋼 | 不銹鋼 | 工具鋼 | 鑄鋼 | 鑄鐵 | 高強度鑄鐵 |
|---|---|---|---|---|---|---|---|---|---|
| Low Carbon Steels | Meduim Carbon Steels | High Carbon Steels | Alloy Steel | Hardened Steel | Stainless Steels | Tool Steel | Cast Steel | Cast Iron | High Tension Cast Iron |
| ~C0.25 | C0.25~C0.45 | C0.45~ | SCM | HRc25~45 | SUS | SKD | SC | FC | FCD |
| ◎ | ◎ | ◎ | ◎ | ◎ | ◎ | ◎ | ◎ | ◎ | ◎ |

| 銅 | 黃銅 | 鑄銅 | 鋁軋 | 鑄鋁 | 鑄鎂 | 鑄鋅 | 鈦合金 | 鎳合金 | 熱固性塑料 | 熱塑性塑料 |
|---|---|---|---|---|---|---|---|---|---|---|
| Copper | Brass | Brass Casting | Aluminum Rolled | Aluminum Alloy Casting | Magnesium Casting | Zinc Alloy Casting | Ti Alloy | Ni Alloy | Themosetting plastic | Thermoplastic |
| Cu | Bs | PB | AL | AC, ADC | MC | ZDC | | | | |
| ◎ | ◎ | ◎ | ◎ | ◎ | ◎ | ◎ | ○ | ○ | ○ | ○ |

◎：優(Excellent)　○：良(Good)



# 多用途鈷高速鋼絲攻

## COMBO TAPS FOR MULTI PURPOSE

材質：HSS-EX

SFT螺旋絲攻

POT先端絲攻

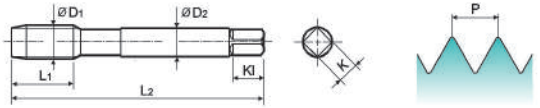


單位Unit: mm

HSS-EX
I-GP
GT
2.5/5.0P
Bright

| UNC 美制粗牙 | | 全長 | 螺紋長 | 柄徑 | 精度 Limit | | 螺旋絲攻 SFT | | 先端絲攻 POT | |
|---|---|---|---|---|---|---|---|---|---|---|
| 尺寸Size | 牙距Pitch | Overall Length L2 | Thread Length L1 | Shank Diameter D | SFT | POT | 價格(支) NT$ | 鍍鈦價格(支) NT$ | 價格(支) NT$ | 鍍鈦價格(支) NT$ |
| NO. 4-40 | UNC | 44.0 | 9.5 | 3.0 | GT2 | GT2 | 243 | 289 | 233 | 280 |
| NO. 5-40 | UNC | 46.0 | 11.0 | 4.0 | GT2 | GT2 | 233 | 280 | 225 | 272 |
| NO. 6-32 | UNC | 48.0 | 13.0 | 4.0 | GT2 | GT2 | 231 | 278 | 222 | 268 |
| NO. 8-32 | UNC | 52.0 | 13.0 | 5.0 | GT2 | GT2 | 231 | 284 | 222 | 274 |
| NO. 10-24 | UNC | 60.0 | 16.0 | 5.5 | GT2 | GT2 | 238 | 296 | 228 | 286 |
| NO. 12-24 | UNC | 60.0 | 16.0 | 5.5 | GT2 | GT2 | 243 | 301 | 233 | 292 |
| NO. 1/4-20 | UNC | 62.0 | 19.0 | 6.0 | GT2 | GT2 | 249 | 307 | 236 | 294 |
| NO. 5/16-18 | UNC | 70.0 | 22.0 | 6.1 | GT2 | GT2 | 328 | 398 | 302 | 372 |
| NO. 3/8-16 | UNC | 75.0 | 24.0 | 7.0 | GT2 | GT2 | 400 | 478 | 364 | 443 |
| NO. 1/2-13 | UNC | 85.0 | 29.0 | 9.0 | GT2 | GT2 | 617 | 747 | 603 | 733 |
| NO. 5/8-11 | UNC | 95.0 | 32.0 | 12.0 | GT2 | GT2 | 959 | 1128 | 944 | 1113 |
| NO. 3/4-10 | UNC | 105.0 | 37.0 | 14.5 | GT2 | GT2 | 1470 | 1692 | 1421 | 1643 |
| NO. 7/8-9 | UNC | 115.0 | 38.0 | 17.0 | GT2 | GT2 | 2275 | 2543 | 2203 | 2471 |
| NO. 1"-8 | UNC | 125.0 | 45.0 | 20.0 | GT2 | GT2 | 3261 | 3611 | 3163 | 3513 |

| 英制牙 W | 全長 | 螺紋長 | 柄徑 | 精度 Limit | | 螺旋絲攻 SFT | | 先端絲攻 POT | |
|---|---|---|---|---|---|---|---|---|---|
| 尺寸Size | Overall Length L2 | Thread Length L1 | Shank Diameter D | SFT | POT | 價格(支) NT$ | 鍍鈦價格(支) NT$ | 價格(支) NT$ | 鍍鈦價格(支) NT$ |
| W 1/8-40 | 46 | 11 | 4.0 | GT1 | GT1 | 219 | 278 | 212 | 271 |
| W 5/32-32 | 52 | 13 | 4.0 | GT2 | GT2 | 219 | 278 | 212 | 271 |
| W 3/16-24 | 60 | 16 | 4.5 | GT2 | GT2 | 212 | 271 | 208 | 266 |
| W 1/4-20 | 62 | 19 | 6.0 | GT2 | GT3 | 270 | 328 | 228 | 286 |
| W 5/16-18 | 70 | 22 | 6.1 | GT2 | GT3 | 355 | 425 | 344 | 414 |
| W 3/8-16 | 75 | 24 | 7.0 | GT2 | GT3 | 427 | 509 | 417 | 498 |
| W 1/2-12 | 85 | 29 | 9.0 | GT2 | GT3 | 713 | 830 | 701 | 818 |
| W 5/8-11 | 95 | 32 | 12.0 | GT3 | GT4 | 1105 | 1274 | 1083 | 1252 |
| W 3/4-10 | 105 | 37 | 14.0 | GT3 | GT4 | 1672 | 1894 | 1651 | 1873 |
| W 7/8-9 | 115 | 38 | 17.0 | GT3 | GT4 | 2589 | 2857 | 2546 | 2814 |
| W1" -8 | 125 | 45 | 20.0 | GT3 | GT4 | 3711 | 4061 | 3668 | 4018 |

| 低碳鋼 | 中碳鋼 | 高碳鋼 | 合金鋼 | 硬化鋼 | 不銹鋼 | 工具鋼 | 鑄鋼 | 鑄鐵 | 高強度鑄鐵 |
|---|---|---|---|---|---|---|---|---|---|
| Low Carbon Steels | Meduim Carbon Steels | High Carbon Steels | Alloy Steel | Hardened Steel | Stainless Steels | Tool Steel | Cast Steel | Cast Iron | High Tension Cast Iron |
| ~C0.25 | C0.25~C0.45 | C0.45~ | SCM | HRc25~45 | SUS | SKD | SC | FC | FCD |
| ◎ | ◎ | ◎ | ◎ | ◎ | ◎ | ◎ | ◎ | ◎ | ◎ |

| 銅 | 黃銅 | 鑄銅 | 鋁軋 | 鑄鋁 | 鑄鎂 | 鑄鋅 | 鈦合金 | 鎳合金 | 熱固性塑料 | 熱塑性塑料 |
|---|---|---|---|---|---|---|---|---|---|---|
| Copper | Brass | Brass Casting | Aluminum Rolled | Aluminum Alloy Casting | Magnesium Casting | Zinc Alloy Casting | Ti Alloy | Ni Alloy | Themosetting plastic | Thermoplastic |
| Cu | Bs | PB | AL | AC, ADC | MC | ZDC | | | | |
| ◎ | ◎ | ◎ | ◎ | ◎ | ◎ | ◎ | ○ | ○ | ○ | ○ |

◎：優(Excellent)　○：良(Good)

# 多用途鈷高速鋼長柄機械絲攻

## LONE SHANK COMBO TAPS FOR MULTI PURPOSE

材質：HSS-EX

SFT螺旋絲攻

POT先端絲攻

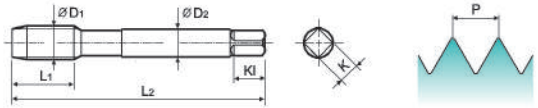


單位Unit: mm

HSS-EX | I-GP | 2.5/5.0P | Bright

| 規格 Size, Pitch | 全長 Overall Length L2 | 價格NT$ 螺旋 LSFT | 價格NT$ 先端 LPOT |
|---|---|---|---|
| 3 x 0.5 | 100L | 685 | 685 |
| | 120L | 793 | 793 |
| 4 x 0.7 | 100L | 630 | 630 |
| | 120L | 789 | 789 |
| | 150L | 1119 | 1119 |
| 5 x 0.8 | 100L | 544 | 544 |
| | 120L | 733 | 733 |
| | 150L | 859 | 859 |
| 6 x 1.0 | 100L | 478 | 478 |
| | 120L | 700 | 700 |
| | 150L | 910 | 910 |
| 8 x 1.25 | 100L | 583 | 583 |
| | 120L | 821 | 821 |
| | 150L | 1143 | 1143 |
| 10 x 1.5 | 100L | 692 | 692 |
| | 120L | 937 | 937 |
| | 150L | 1349 | 1349 |
| 12 x 1.75 | 100L | 909 | 909 |
| | 120L | 1164 | 1164 |
| | 150L | 1716 | 1716 |

| 規格 Size, Pitch | 全長 Overall Length L2 | 價格NT$ 螺旋 LSFT | 價格NT$ 先端 LPOT |
|---|---|---|---|
| 14 x 1.5 | 120L | 1313 | 1313 |
| | 150L | 2021 | 2021 |
| 14 x 2.0 | 120L | 1315 | 1315 |
| | 150L | 1868 | 1868 |
| 16 x 1.5 | 120L | 1798 | 1798 |
| | 150L | 2221 | 2221 |
| | 200L | 2553 | 2553 |
| 16 x 2.0 | 120L | 1798 | 1798 |
| | 150L | 2094 | 2094 |
| | 200L | 2559 | 2559 |
| 18 x 2.5 | 150L | 2389 | 2389 |
| | 200L | 3324 | 3324 |
| 20 x 2.5 | 150L | 3215 | 3215 |
| | 200L | 4232 | 4232 |
| 24 x 3.0 | 150L | 5717 | 5717 |
| | 200L | 5950 | 5950 |

| 低碳鋼 Low Carbon Steels | 中碳鋼 Meduim Carbon Steels | 高碳鋼 High Carbon Steels | 合金鋼 Alloy Steel | 硬化鋼 Hardened Steel | 不銹鋼 Stainless Steels | 工具鋼 Tool Steel | 鑄鋼 Cast Steel | 鑄鐵 Cast Iron | 高強度鑄鐵 High Tension Cast Iron |
|---|---|---|---|---|---|---|---|---|---|
| ~C0.25 | C0.25~C0.45 | C0.45~ | SCM | HRc25~45 | SUS | SKD | SC | FC | FCD |
| ◎ | ◎ | ◎ | ◎ | ◎ | ◎ | ◎ | ◎ | ◎ | ◎ |

| 銅 Copper Cu | 黃銅 Brass Bs | 鑄銅 Brass Casting PB | 鋁軋 Aluminum Rolled AL | 鑄鋁 Aluminum Alloy Casting AC, ADC | 鑄鎂 Magnesium Casting MC | 鑄鋅 Zinc Alloy Casting ZDC | 鈦合金 Ti Alloy | 鎳合金 Ni Alloy | 熱固性塑料 Themosetting plastic | 熱塑性塑料 Thermoplastic |
|---|---|---|---|---|---|---|---|---|---|---|
| ◎ | ◎ | ◎ | ◎ | ◎ | ◎ | ◎ | ○ | ○ | ○ | ○ |

◎：優(Excellent)　○：良(Good)



# 全鎢鋼超硬絲攻

## TUNGSTEN STEEL TAPS

直刃

15°螺旋

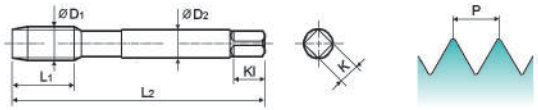


單位Unit: mm

Al | CARBIDE | SPCal | 1.5P/2.5P | Bright

| 規格 | 直刃價格(NT$) | 15°螺旋價格(NT$) |
|---|---|---|
| M 3x0.5 | 2300 | 2450 |
| M 4x0.7 | 2300 | 2450 |
| M 5x0.8 | 2500 | 2700 |
| M 6x1.0 | 2700 | 2900 |
| M 8x1.25 | 2850 | 3050 |
| M 10x1.5 | 3300 | 3500 |
| M 12x1.75 | 3800 | 4100 |
| M 16x2.0 | 6000 | |

GG | CARBIDE | STCal | 1.5P/3.5P | Bright

| 規格 | 直刃價格(NT$) | 15°螺旋價格(NT$) |
|---|---|---|
| W 1/8-40 | 2400 | 2550 |
| W 3/16-24 | 2400 | 2550 |
| W 1/4-20 | 2700 | 2900 |
| W 5/16-18 | 3050 | 3250 |
| W 3/8-16 | 3350 | 3550 |
| W 1/2-12 | 4200 | 4500 |

直刃

| 低碳鋼 Low Carbon Steels | 中碳鋼 Meduim Carbon Steels | 高碳鋼 High Carbon Steels | 合金鋼 Alloy Steel | 硬化鋼 Hardened Steel | 不銹鋼 Stainless Steels | 工具鋼 Tool Steel | 鑄鋼 Cast Steel | 鑄鐵 Cast Iron | 高強度鑄鐵 High Tension Cast Iron |
|---|---|---|---|---|---|---|---|---|---|
| ~C0.25 | C0.25~C0.45 | C0.45~ | SCM | HRc25~45 | SUS | SKD | SC | FC | FCD |
| | | | | | | | | ◎ | ○ |

| 銅 Copper Cu | 黃銅 Brass Bs | 鑄銅 Brass Casting PB | 鋁軋 Aluminum Rolled AL | 鑄鋁 Aluminum Alloy Casting AC, ADC | 鑄鎂 Magnesium Casting MC | 鑄鋅 Zinc Alloy Casting ZDC | 鈦合金 Ti Alloy | 鎳合金 Ni Alloy | 熱固性塑料 Themosetting plastic | 熱塑性塑料 Thermoplastic |
|---|---|---|---|---|---|---|---|---|---|---|
| | ○ | ◎ | | ◎ | ○ | ○ | | | ◎ | |

◎：優(Excellent)　○：良(Good)

15°螺旋

| 低碳鋼 Low Carbon Steels | 中碳鋼 Meduim Carbon Steels | 高碳鋼 High Carbon Steels | 合金鋼 Alloy Steel | 硬化鋼 Hardened Steel | 不銹鋼 Stainless Steels | 工具鋼 Tool Steel | 鑄鋼 Cast Steel | 鑄鐵 Cast Iron | 高強度鑄鐵 High Tension Cast Iron |
|---|---|---|---|---|---|---|---|---|---|
| ~C0.25 | C0.25~C0.45 | C0.45~ | SCM | HRc25~45 | SUS | SKD | SC | FC | FCD |
| | | | | | | | | ○ | ◎ |

| 銅 Copper Cu | 黃銅 Brass Bs | 鑄銅 Brass Casting PB | 鋁軋 Aluminum Rolled AL | 鑄鋁 Aluminum Alloy Casting AC, ADC | 鑄鎂 Magnesium Casting MC | 鑄鋅 Zinc Alloy Casting ZDC | 鈦合金 Ti Alloy | 鎳合金 Ni Alloy | 熱固性塑料 Themosetting plastic | 熱塑性塑料 Thermoplastic |
|---|---|---|---|---|---|---|---|---|---|---|
| ◎ | ◎ | ○ | ◎ | ◎ | | ◎ | | | ○ | ◎ |

◎：優(Excellent)　○：良(Good)

# 鈷高速鋼管牙絲攻

## PIPE TAPS

材質：HSS-EX

PS

PT

PF

牙角60°　　單位Unit: mm

| 英制牙 | PS直牙(支) | | | PT斜牙(支) | | | PF直牙(支) | | |
|---|---|---|---|---|---|---|---|---|---|
| | SKS | HSS | 鍍鈦 | SKS | HSS | 鍍鈦 | SKS | HSS | 鍍鈦 |
| 1/16 - 28 | 139 | | | 158 | | | | | |
| 1/8 - 28 | 124 | 317 | 370 | 144 | 362 | 415 | 137 | 350 | 403 |
| 1/4 - 19 | 182 | 451 | 515 | 215 | 517 | 581 | 204 | 489 | 553 |
| 3/8 - 19 | 297 | 724 | 800 | 344 | 845 | 920 | 319 | 785 | 860 |
| 1/2 - 14 | 430 | 1121 | 1223 | 507 | 1290 | 1392 | 462 | 1231 | 1333 |
| 3/4 - 14 | 623 | 1591 | 1730 | 722 | 1870 | 2008 | 653 | 1753 | 1891 |
| 1" - 11 | 1019 | 2472 | 2674 | 1158 | 2839 | 3041 | 1086 | 2767 | 2969 |
| 1"1/4 - 11 | 1638 | 3621 | | 1683 | 4104 | | 1667 | 4706 | |
| 1"1/2 - 11 | 2320 | 5005 | | 2593 | 5794 | | 2920 | 5136 | |
| 2" - 11 | 5075 | 9471 | | 5973 | 10741 | | | | |

材質：HSS-EX

NPS

NPT

牙角55°　　單位Unit: mm

| 美制牙 | NPS | | | NPT | | |
|---|---|---|---|---|---|---|
| | SKS | HSS | 鍍鈦 | SKS | HSS | 鍍鈦 |
| 1/16 - 27 | 143 | | | 168 | | |
| 1/8 - 27 | 143 | 373 | 426 | 168 | 430 | 483 |
| 1/4 - 18 | 216 | 523 | 587 | 251 | 615 | 679 |
| 3/8 - 18 | 350 | 839 | 914 | 404 | 1023 | 1098 |
| 1/2 - 14 | 507 | 1209 | 1311 | 598 | 1527 | 1629 |
| 3/4 - 14 | 689 | 1671 | 1809 | 800 | 1969 | 2107 |
| 1" - 11 1/2 | 1130 | 2637 | 2840 | 1305 | 2981 | 3183 |
| 1"1/4 - 11 1/2 | 1812 | 3807 | | 1984 | 4309 | |
| 1"1/2 - 11 1/2 | 2591 | 5256 | | 3057 | 6078 | |
| 2" - 11 1/2 | 6005 | 10196 | | 7339 | 12304 | |



# 鈷高速鋼螺旋管牙絲攻

## PIPE TAPS

材質：HSS-EX

PS

PT

牙角60°　　單位Unit: mm

| PS | 螺旋 | 鍍鈦 | PT | 螺旋 | 鍍鈦 |
|---|---|---|---|---|---|
| 1/8 - 28 | 381 | 434 | 1/8 - 28 | 435 | 488 |
| 1/4 - 19 | 541 | 605 | 1/4 - 19 | 622 | 686 |
| 3/8 - 19 | 869 | 945 | 3/8 - 19 | 1014 | 1090 |
| 1/2 - 14 | 1346 | 1448 | 1/2 - 14 | 1551 | 1653 |
| 3/4 - 14 | 1913 | 2053 | 3/4 - 14 | 2470 | 2610 |
| 1" - 11 | 2967 | 3169 | 1" - 11 | 3742 | 3944 |

材質：HSS-EX

NPS

NPT

牙角55°　　單位Unit: mm

| NPS | 螺旋 | 鍍鈦 | NPT | 螺旋 | 鍍鈦 |
|---|---|---|---|---|---|
| 1/8 - 27 | 449 | 502 | 1/8 - 27 | 520 | 573 |
| 1/4 - 18 | 628 | 692 | 1/4 - 18 | 738 | 802 |
| 3/8 - 18 | 1008 | 1084 | 3/8 - 18 | 1230 | 1306 |
| 1/2 - 14 | 1453 | 1555 | 1/2 - 14 | 1834 | 1936 |
| 3/4 - 14 | 2106 | 2246 | 3/4 - 14 | 2547 | 2687 |
| 1" - 11 1/2 | 3276 | 3478 | 1" - 11 1/2 | 3798 | 4000 |

# 含鈷鍍鈦直柄鑽頭HSS-Co8 (TiN)

## HSS-Co8% Twist Drills Straight Shank (TIN Tip Costed)

頂角：135°
適用材質：不銹鋼、太合金、鎳鉻合金等難削材料

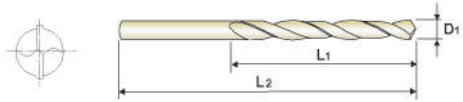


單位Unit: mm

| 直徑 D1 | 刃長 L1 | 全長 L2 | 價格 NT$ |
|---|---|---|---|
| 1.0 | 18 | 40 | 75 |
| 1.1 | 20 | 42 | 75 |
| 1.2 | 20 | 42 | 75 |
| 1.3 | 22 | 45 | 75 |
| 1.4 | 23 | 48 | 75 |
| 1.5 | 23 | 48 | 75 |
| 1.6 | 25 | 50 | 75 |
| 1.7 | 25 | 50 | 75 |
| 1.8 | 28 | 52 | 75 |
| 1.9 | 28 | 52 | 75 |
| 2.0 | 29 | 55 | 75 |
| 2.1 | 29 | 55 | 75 |
| 2.2 | 33 | 52 | 75 |
| 2.3 | 33 | 58 | 75 |
| 2.4 | 35 | 61 | 75 |
| 2.5 | 35 | 61 | 75 |
| 2.6 | 37 | 64 | 75 |
| 2.7 | 37 | 64 | 75 |
| 2.8 | 39 | 67 | 75 |
| 2.9 | 42 | 71 | 75 |
| 3.0 | 42 | 71 | 75 |
| 3.1 | 42 | 71 | 78 |
| 3.2 | 42 | 71 | 78 |
| 3.3 | 45 | 73 | 78 |
| 3.4 | 45 | 73 | 78 |
| 3.5 | 45 | 73 | 78 |
| 3.6 | 48 | 76 | 98 |
| 3.7 | 48 | 76 | 98 |
| 3.8 | 48 | 76 | 98 |
| 3.9 | 51 | 79 | 98 |
| 4.0 | 54 | 83 | 98 |
| 4.1 | 54 | 83 | 113 |
| 4.2 | 54 | 83 | 113 |
| 4.3 | 54 | 83 | 113 |
| 4.4 | 56 | 86 | 113 |

| 直徑 D1 | 刃長 L1 | 全長 L2 | 價格 NT$ |
|---|---|---|---|
| 4.5 | 56 | 86 | 113 |
| 4.6 | 56 | 86 | 123 |
| 4.7 | 59 | 89 | 123 |
| 4.8 | 59 | 89 | 123 |
| 4.9 | 62 | 92 | 123 |
| 5.0 | 62 | 92 | 123 |
| 5.1 | 62 | 92 | 128 |
| 5.2 | 64 | 95 | 128 |
| 5.3 | 64 | 95 | 128 |
| 5.4 | 64 | 95 | 128 |
| 5.5 | 64 | 95 | 128 |
| 5.6 | 67 | 98 | 160 |
| 5.7 | 67 | 98 | 160 |
| 5.8 | 67 | 98 | 160 |
| 5.9 | 67 | 98 | 160 |
| 6.0 | 70 | 102 | 160 |
| 6.1 | 70 | 102 | 170 |
| 6.2 | 70 | 102 | 170 |
| 6.3 | 70 | 102 | 170 |
| 6.4 | 73 | 105 | 170 |
| 6.5 | 73 | 105 | 170 |
| 6.6 | 73 | 105 | 210 |
| 6.7 | 73 | 105 | 210 |
| 6.8 | 73 | 105 | 210 |
| 6.9 | 73 | 105 | 210 |
| 7.0 | 73 | 105 | 210 |
| 7.1 | 75 | 108 | 245 |
| 7.2 | 75 | 108 | 245 |
| 7.3 | 75 | 108 | 245 |
| 7.4 | 78 | 111 | 245 |
| 7.5 | 78 | 111 | 245 |
| 7.6 | 78 | 111 | 265 |
| 7.7 | 81 | 114 | 265 |
| 7.8 | 81 | 114 | 265 |
| 7.9 | 81 | 114 | 265 |

| 碳鋼 | 合金鋼 | 預 硬鋼 | 硬化鋼 | | 鑄鐵 | 鋁 | 不銹鋼 | 鈦 | 低碳鋼 | 銅 | 青銅 |
|---|---|---|---|---|---|---|---|---|---|---|---|
| Carbon Steels | Alloy Steels | Prehardened Steels | Hardened Steels | | Cast Iron | Aluminum | Stainless Steels | Titanium | Mild Steels | Copper | Bronze |
| ~HB225 | HB225~325 | HRc30~45 | HRc45~55 | HRc55~ | | | | | | | |
| ◎ | ◎ | | | | ○ | ○ | ○ | ○ | ◎ | | |

◎：優(Excelent)　○：良(Good)



# 含鈷鍍鈦直柄鑽頭HSS-Co8 (TiN)

## HSS-Co8% Twist Drills Straight Shank (TIN Tip Costed)

頂角：135°
適用材質：不銹鋼、太合金、鎳鉻合金等難削材料

單位Unit: mm

| 直徑 D1 | 刃長 L1 | 全長 L2 | 價格 NT$ |
|---|---|---|---|
| 8.0 | 81 | 114 | 265 |
| 8.1 | 84 | 117 | 276 |
| 8.2 | 84 | 117 | 276 |
| 8.3 | 84 | 117 | 276 |
| 8.4 | 87 | 121 | 276 |
| 8.5 | 87 | 121 | 276 |
| 8.6 | 87 | 121 | 340 |
| 8.7 | 87 | 121 | 340 |
| 8.8 | 89 | 124 | 340 |
| 8.9 | 89 | 124 | 340 |
| 9.0 | 89 | 124 | 340 |
| 9.1 | 89 | 124 | 394 |
| 9.2 | 92 | 127 | 394 |
| 9.3 | 92 | 127 | 394 |
| 9.4 | 92 | 127 | 394 |
| 9.5 | 92 | 127 | 394 |
| 9.6 | 95 | 130 | 405 |
| 9.7 | 95 | 130 | 405 |
| 9.8 | 95 | 130 | 405 |
| 9.9 | 95 | 130 | 405 |
| 10.0 | 95 | 130 | 405 |
| 10.1 | 98 | 133 | 530 |
| 10.2 | 98 | 133 | 530 |
| 10.3 | 98 | 133 | 530 |
| 10.4 | 98 | 133 | 530 |
| 10.5 | 100 | 137 | 530 |
| 10.6 | 100 | 137 | 595 |
| 10.7 | 100 | 137 | 595 |
| 10.8 | 103 | 140 | 595 |
| 10.9 | 103 | 140 | 595 |

| | 刃長 L1 | 全長 L2 | 價格 NT$ |
|---|---|---|---|
| 11.0 | 103 | 140 | 595 |
| 11.1 | 103 | 140 | 650 |
| 11.2 | 106 | 143 | 650 |
| 11.3 | 106 | 143 | 650 |
| 11.4 | 106 | 143 | 650 |
| 11.5 | 106 | 143 | 650 |
| 11.6 | 109 | 146 | 650 |
| 11.7 | 109 | 146 | 650 |
| 11.8 | 109 | 146 | 650 |
| 11.9 | 109 | 146 | 650 |
| 12.0 | 111 | 149 | 650 |
| 12.1 | 111 | 149 | 810 |
| 12.2 | 111 | 149 | 810 |
| 12.3 | 111 | 149 | 810 |
| 12.4 | 111 | 152 | 810 |
| 12.5 | 114 | 152 | 810 |
| 12.6 | 114 | 152 | 958 |
| 12.7 | 114 | 152 | 958 |
| 12.8 | 114 | 152 | 958 |
| 12.9 | 114 | 152 | 958 |
| 13.0 | 114 | 152 | 958 |
| 121支組 pcs per SET | 1.0~13.0每隔0.1m/m 各1支 附壓克力展示盒 each 0.1m/m 1pc, with Acrylic show box | | 39250 |

| 碳鋼 | 合金鋼 | 預 硬鋼 | 硬化鋼 | | 鑄鐵 | 鋁 | 不銹鋼 | 鈦 | 低碳鋼 | 銅 | 青銅 |
|---|---|---|---|---|---|---|---|---|---|---|---|
| Carbon Steels | Alloy Steels | Prehardened Steels | Hardened Steels | | Cast Iron | Aluminum | Stainless Steels | Titanium | Mild Steels | Copper | Bronze |
| ~HB225 | HB225~325 | HRc30~45 | HRc45~55 | HRc55~ | | | | | | | |
| ◎ | ◎ | | | | ○ | ○ | ○ | ○ | ◎ | | |

◎：優(Excelent)　○：良(Good)

# 鍍鈦直柄鑽頭 HSS (TiN)

## HSS Twist Drills Straight Shank ( TiN Tip Costed)

精度： h8　頂角：118°　刃型：右螺旋型設計
適用材質：鋼鐵、鋼鐵合金、灰鑄鐵、石墨

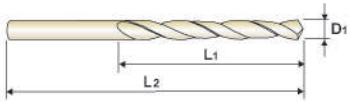


單位Unit: mm

| 刃徑 D1 | 刃長 L1 | 全長 L2 | 價格NT$ |
|---|---|---|---|
| 1.0 | 18 | 40 | 32 |
| 1.1 | 20 | 42 | 36 |
| 1.2 | 20 | 42 | 34 |
| 1.3 | 22 | 45 | 36 |
| 1.4 | 23 | 48 | 36 |
| 1.5 | 23 | 48 | 32 |
| 1.6 | 25 | 50 | 34 |
| 1.7 | 25 | 50 | 36 |
| 1.8 | 28 | 52 | 36 |
| 1.9 | 28 | 52 | 34 |
| 2.0 | 29 | 55 | 32 |
| 2.1 | 29 | 55 | 36 |
| 2.2 | 33 | 52 | 36 |
| 2.3 | 33 | 58 | 36 |
| 2.4 | 35 | 61 | 36 |
| 2.5 | 35 | 61 | 32 |
| 2.6 | 37 | 64 | 34 |
| 2.7 | 37 | 64 | 34 |
| 2.8 | 39 | 67 | 34 |
| 2.9 | 42 | 71 | 34 |
| 3.0 | 42 | 71 | 30 |
| 3.1 | 42 | 71 | 40 |
| 3.2 | 42 | 71 | 36 |
| 3.3 | 45 | 73 | 36 |
| 3.4 | 45 | 73 | 38 |
| 3.5 | 45 | 73 | 36 |
| 3.6 | 48 | 76 | 42 |
| 3.7 | 48 | 76 | 42 |
| 3.8 | 48 | 76 | 40 |
| 3.9 | 51 | 79 | 44 |

| 刃徑 D1 | 刃長 L1 | 全長 L2 | 價格NT$ |
|---|---|---|---|
| 4.0 | 54 | 83 | 40 |
| 4.1 | 54 | 83 | 52 |
| 4.2 | 54 | 83 | 50 |
| 4.3 | 54 | 83 | 52 |
| 4.4 | 56 | 86 | 52 |
| 4.5 | 56 | 86 | 48 |
| 4.6 | 56 | 86 | 58 |
| 4.7 | 59 | 89 | 58 |
| 4.8 | 59 | 89 | 58 |
| 4.9 | 62 | 92 | 60 |
| 5.0 | 62 | 92 | 56 |
| 5.1 | 62 | 92 | 66 |
| 5.2 | 64 | 95 | 64 |
| 5.3 | 64 | 95 | 66 |
| 5.4 | 64 | 95 | 66 |
| 5.5 | 64 | 95 | 64 |
| 5.6 | 67 | 98 | 76 |
| 5.7 | 67 | 98 | 76 |
| 5.8 | 67 | 98 | 76 |
| 5.9 | 67 | 98 | 78 |
| 6.0 | 70 | 102 | 72 |
| 6.1 | 70 | 102 | 84 |
| 6.2 | 70 | 102 | 84 |
| 6.3 | 70 | 102 | 84 |
| 6.4 | 73 | 105 | 84 |
| 6.5 | 73 | 105 | 80 |
| 6.6 | 73 | 105 | 98 |
| 6.7 | 73 | 105 | 98 |
| 6.8 | 73 | 105 | 98 |
| 6.9 | 73 | 105 | 104 |

| 碳鋼 | 合金鋼 | 預硬鋼 | 硬化鋼 | | 鑄鐵 | 鋁 | 不銹鋼 | 鈦 | 低碳鋼 | 銅 | 青銅 |
|---|---|---|---|---|---|---|---|---|---|---|---|
| Carbon Steels | Alloy Steels | Prehardened Steels | Hardened Steels | | Cast Iron | Aluminum | Stainless Steels | Titanium | Mild Steels | Copper | Bronze |
| ~HB225 | HB225~325 | HRc30~45 | HRc45~55 | HRc55~ | | | | | | | |
| ◎ | ◎ | | | | ○ | ○ | ○ | ○ | ◎ | | |

◎：優(Excelent)　○：良(Good)



# 鍍鈦直柄鑽頭 HSS (TiN)

## HSS Twist Drills Straight Shank ( TiN Tip Costed)

精度： h8　頂角：118°　刃型：右螺旋型設計
適用材質：鋼鐵、鋼鐵合金、灰鑄鐵、石墨

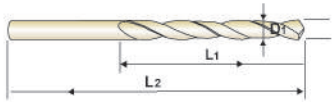


單位Unit: mm

| 刃徑 D1 | 刃長 L1 | 全長 L2 | 價格NT$ |
|---|---|---|---|
| 7.0 | 73 | 105 | 94 |
| 7.1 | 75 | 108 | 116 |
| 7.2 | 75 | 108 | 116 |
| 7.3 | 75 | 108 | 116 |
| 7.4 | 78 | 111 | 116 |
| 7.5 | 78 | 111 | 116 |
| 7.6 | 78 | 111 | 136 |
| 7.7 | 81 | 114 | 126 |
| 7.8 | 81 | 114 | 126 |
| 7.9 | 81 | 114 | 136 |
| 8.0 | 81 | 114 | 116 |
| 8.1 | 84 | 117 | 148 |
| 8.2 | 84 | 117 | 148 |
| 8.3 | 84 | 117 | 148 |
| 8.4 | 87 | 121 | 148 |
| 8.5 | 87 | 121 | 140 |
| 8.6 | 87 | 121 | 170 |
| 8.7 | 87 | 121 | 170 |
| 8.8 | 89 | 124 | 170 |
| 8.9 | 89 | 124 | 170 |
| 9.0 | 89 | 124 | 150 |
| 9.1 | 89 | 124 | 180 |
| 9.2 | 92 | 127 | 190 |
| 9.3 | 92 | 127 | 190 |
| 9.4 | 92 | 127 | 190 |
| 9.5 | 92 | 127 | 180 |
| 9.6 | 95 | 130 | 210 |
| 9.7 | 95 | 130 | 210 |
| 9.8 | 95 | 130 | 210 |
| 9.9 | 95 | 130 | 220 |

| 刃徑 D1 | 刃長 L1 | 全長 L2 | 價格NT$ |
|---|---|---|---|
| 10.0 | 95 | 130 | 190 |
| 10.1 | 98 | 133 | 260 |
| 10.2 | 98 | 133 | 240 |
| 10.3 | 98 | 133 | 240 |
| 10.4 | 98 | 133 | 260 |
| 10.5 | 100 | 137 | 230 |
| 10.6 | 100 | 137 | 310 |
| 10.7 | 100 | 137 | 310 |
| 10.8 | 103 | 140 | 310 |
| 10.9 | 103 | 140 | 310 |
| 11.0 | 103 | 140 | 240 |
| 11.1 | 103 | 140 | 330 |
| 11.2 | 106 | 143 | 320 |
| 11.3 | 106 | 143 | 330 |
| 11.4 | 106 | 143 | 320 |
| 11.5 | 106 | 143 | 280 |
| 11.6 | 109 | 146 | 340 |
| 11.7 | 109 | 146 | 350 |
| 11.8 | 109 | 146 | 340 |
| 11.9 | 109 | 146 | 350 |
| 12.0 | 111 | 149 | 290 |
| 12.1 | 111 | 149 | 370 |
| 12.2 | 111 | 149 | 370 |
| 12.3 | 111 | 149 | 370 |
| 12.4 | 114 | 152 | 380 |
| 12.5 | 114 | 152 | 340 |
| 12.6 | 114 | 152 | 410 |
| 12.7 | 114 | 152 | 390 |
| 12.8 | 114 | 152 | 410 |
| 12.9 | 114 | 152 | 410 |
| 13.0 | 114 | 152 | 340 |



| 碳鋼 | 合金鋼 | 預硬鋼 | 硬化鋼 | | 鑄鐵 | 鋁 | 不銹鋼 | 鈦 | 低碳鋼 | 銅 | 青銅 |
|---|---|---|---|---|---|---|---|---|---|---|---|
| Carbon Steels | Alloy Steels | Prehardened Steels | Hardened Steels | | Cast Iron | Aluminum | Stainless Steels | Titanium | Mild Steels | Copper | Bronze |
| ~HB225 | HB225~325 | HRc30~45 | HRc45~55 | HRc55~ | | | | | | | |
| ◎ | ◎ | | | | ○ | ○ | ○ | ○ | ◎ | | |

◎：優(Excelent)　○：良(Good)

# 短刃鎢鋼鑽頭

## CARBIDE DRILLS

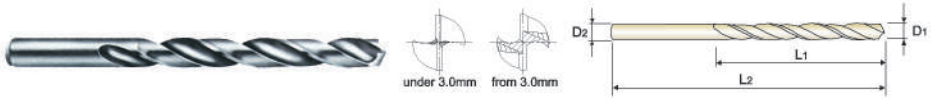


單位Unit: mm

| 刃徑D1 | 刃長L1 | 全長L2 | 白刀單價 | TIALN單價 |
|---|---|---|---|---|
| 1.0 | 6 | 26 | 190 | 240 |
| 1.1 | 7 | 28 | 215 | 265 |
| 1.2 | 8 | 30 | 215 | 265 |
| 1.3 | 8 | 30 | 215 | 265 |
| 1.4 | 9 | 32 | 215 | 265 |
| 1.5 | 9 | 32 | 215 | 265 |
| 1.6 | 10 | 34 | 247 | 307 |
| 1.7 | 10 | 34 | 247 | 307 |
| 1.8 | 11 | 36 | 247 | 307 |
| 1.9 | 11 | 36 | 247 | 307 |
| 2.0 | 12 | 28 | 247 | 307 |
| 2.1 | 12 | 28 | 315 | 385 |
| 2.2 | 13 | 40 | 315 | 385 |
| 2.3 | 13 | 40 | 315 | 385 |
| 2.4 | 14 | 43 | 315 | 385 |
| 2.5 | 14 | 43 | 315 | 385 |
| 2.6 | 14 | 43 | 350 | 440 |
| 2.7 | 16 | 46 | 350 | 440 |
| 2.8 | 16 | 46 | 350 | 440 |
| 2.9 | 16 | 46 | 350 | 440 |
| 3.0 | 16 | 46 | 350 | 440 |
| 3.1 | 16 | 49 | 400 | 500 |
| 3.2 | 18 | 49 | 400 | 500 |
| 3.3 | 18 | 49 | 400 | 500 |
| 3.4 | 20 | 52 | 400 | 500 |
| 3.5 | 20 | 52 | 400 | 500 |
| 3.6 | 20 | 52 | 475 | 595 |
| 3.7 | 20 | 52 | 475 | 595 |
| 3.8 | 22 | 55 | 475 | 595 |
| 3.9 | 22 | 55 | 475 | 595 |

| 刃徑D1 | 刃長L1 | 全長L2 | 白刀單價 | TIALN單價 |
|---|---|---|---|---|
| 4.0 | 22 | 55 | 475 | 595 |
| 4.1 | 22 | 55 | 550 | 690 |
| 4.2 | 24 | 58 | 550 | 690 |
| 4.3 | 24 | 58 | 550 | 690 |
| 4.4 | 24 | 58 | 550 | 690 |
| 4.5 | 24 | 58 | 550 | 690 |
| 4.6 | 24 | 58 | 650 | 790 |
| 4.7 | 24 | 58 | 650 | 790 |
| 4.8 | 26 | 62 | 650 | 790 |
| 4.9 | 26 | 62 | 650 | 790 |
| 5.0 | 26 | 62 | 650 | 790 |
| 5.1 | 26 | 62 | 750 | 930 |
| 5.2 | 26 | 62 | 750 | 930 |
| 5.3 | 26 | 62 | 750 | 930 |
| 5.4 | 28 | 66 | 750 | 930 |
| 5.5 | 28 | 66 | 750 | 930 |
| 5.6 | 28 | 66 | 850 | 1050 |
| 5.7 | 28 | 66 | 850 | 1050 |
| 5.8 | 28 | 66 | 850 | 1050 |
| 5.9 | 28 | 66 | 850 | 1050 |
| 6.0 | 28 | 66 | 850 | 1050 |
| 6.1 | 31 | 70 | 990 | 1210 |
| 6.2 | 31 | 70 | 990 | 1210 |
| 6.3 | 31 | 70 | 990 | 1210 |
| 6.4 | 31 | 70 | 990 | 1210 |
| 6.5 | 31 | 70 | 990 | 1210 |
| 6.6 | 31 | 70 | 1110 | 1340 |
| 6.7 | 31 | 70 | 1110 | 1340 |
| 6.8 | 34 | 74 | 1110 | 1340 |
| 6.9 | 34 | 74 | 1110 | 1340 |

DIN 338 / MG / N 30° / h6 / h7 / 118°

| 碳鋼 | 合金鋼 | 預硬鋼 | 硬化鋼 | | 鑄鐵 | 鋁 | 不銹鋼 | 鈦 | 低碳鋼 | 銅 | 青銅 |
|---|---|---|---|---|---|---|---|---|---|---|---|
| Carbon Steels | Alloy Steels | Prehardened Steels | Hardened Steels | | Cast Iron | Aluminum | Stainless Steels | Titanium | Mild Steels | Copper | Bronze |
| ~HB225 | HB225~325 | HRc30~45 | HRc45~55 | HRc55~ | | | | | | | |
| ◎ | ◎ | | | | ○ | ○ | ○ | ○ | ◎ | | |

◎：優(Excelent)　○：良(Good)



# 短刃鎢鋼鑽頭

## CARBIDE DRILLS

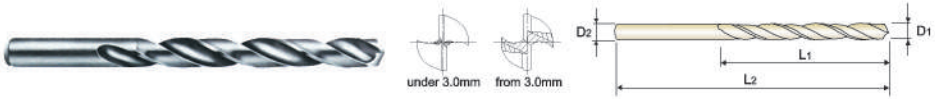


單位Unit: mm

| 刃徑D1 | 刃長L1 | 全長L2 | 白刀單價 | TIALN單價 |
|---|---|---|---|---|
| 7.0 | 34 | 74 | 1100 | 1340 |
| 7.1 | 34 | 74 | 1235 | 1515 |
| 7.2 | 34 | 74 | 1235 | 1515 |
| 7.3 | 34 | 74 | 1235 | 1515 |
| 7.4 | 34 | 74 | 1235 | 1515 |
| 7.5 | 34 | 74 | 1235 | 1515 |
| 7.6 | 37 | 79 | 1400 | 1710 |
| 7.7 | 37 | 79 | 1400 | 1710 |
| 7.8 | 37 | 79 | 1400 | 1710 |
| 7.9 | 37 | 79 | 1400 | 1710 |
| 8.0 | 37 | 79 | 1400 | 1710 |
| 8.1 | 37 | 79 | 1550 | 1890 |
| 8.2 | 37 | 79 | 1550 | 1890 |
| 8.3 | 37 | 79 | 1550 | 1890 |
| 8.4 | 37 | 79 | 1550 | 1890 |
| 8.5 | 37 | 79 | 1550 | 1890 |
| 8.6 | 40 | 84 | 1710 | 2090 |
| 8.7 | 40 | 84 | 1710 | 2090 |
| 8.8 | 40 | 84 | 1710 | 2090 |
| 8.9 | 40 | 84 | 1710 | 2090 |
| 9.0 | 40 | 84 | 1710 | 2090 |
| 9.1 | 40 | 84 | 1890 | 2310 |
| 9.2 | 40 | 84 | 1890 | 2310 |
| 9.3 | 40 | 84 | 1890 | 2310 |
| 9.4 | 40 | 84 | 1890 | 2310 |
| 9.5 | 40 | 84 | 1890 | 2310 |
| 9.6 | 43 | 89 | 2090 | 2560 |
| 9.7 | 43 | 89 | 2090 | 2560 |
| 9.8 | 43 | 89 | 2090 | 2560 |
| 9.9 | 43 | 89 | 2090 | 2560 |

| 刃徑D1 | 刃長L1 | 全長L2 | 白刀單價 | TIALN單價 |
|---|---|---|---|---|
| 10.0 | 43 | 89 | 2090 | 2560 |
| 10.1 | 43 | 89 | 2280 | 2790 |
| 10.2 | 43 | 89 | 2280 | 2790 |
| 10.3 | 43 | 89 | 2280 | 2790 |
| 10.4 | 43 | 89 | 2280 | 2790 |
| 10.5 | 43 | 89 | 2280 | 2790 |
| 10.6 | 43 | 89 | 2500 | 3060 |
| 10.7 | 47 | 95 | 2500 | 3060 |
| 10.8 | 47 | 95 | 2500 | 3060 |
| 10.9 | 47 | 95 | 2500 | 3060 |
| 11.0 | 47 | 95 | 2500 | 3060 |
| 11.1 | 47 | 95 | 2700 | 3300 |
| 11.2 | 47 | 95 | 2700 | 3300 |
| 11.3 | 47 | 95 | 2700 | 3300 |
| 11.4 | 47 | 95 | 2700 | 3300 |
| 11.5 | 47 | 95 | 2700 | 3300 |
| 11.6 | 47 | 95 | 2970 | 3630 |
| 11.7 | 47 | 95 | 2970 | 3630 |
| 11.8 | 47 | 95 | 2970 | 3630 |
| 11.9 | 51 | 102 | 2970 | 3630 |
| 12.0 | 51 | 102 | 2970 | 3630 |
| 12.1 | 51 | 102 | 3200 | 3900 |
| 12.2 | 51 | 102 | 3200 | 3900 |
| 12.3 | 51 | 102 | 3200 | 3900 |
| 12.4 | 51 | 102 | 3200 | 3900 |
| 12.5 | 51 | 102 | 3200 | 3900 |
| 12.6 | 51 | 102 | 3390 | 4170 |
| 12.7 | 51 | 102 | 3390 | 4170 |
| 12.8 | 51 | 102 | 3390 | 4170 |
| 12.9 | 51 | 102 | 3390 | 4170 |
| 13.0 | 51 | 102 | 3390 | 4170 |

DIN 338 / MG / N 30° / h6 / h7 / 118°

| 碳鋼 | 合金鋼 | 預硬鋼 | 硬化鋼 | | 鑄鐵 | 鋁 | 不銹鋼 | 鈦 | 低碳鋼 | 銅 | 青銅 |
|---|---|---|---|---|---|---|---|---|---|---|---|
| Carbon Steels | Alloy Steels | Prehardened Steels | Hardened Steels | | Cast Iron | Aluminum | Stainless Steels | Titanium | Mild Steels | Copper | Bronze |
| ~HB225 | HB225~325 | HRc30~45 | HRc45~55 | HRc55~ | | | | | | | |
| ◎ | ◎ | | | | ○ | ○ | ○ | ○ | ◎ | | |

◎：優(Excelent)　○：良(Good)

# 長刃鎢鋼鑽頭

## CARBIDE LONG SHANK DRILLS

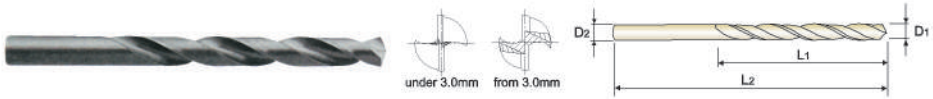


單位Unit: mm

| 刃徑D1 | 刃長L1 | 全長L2 | 白刀單價 | TIALN單價 |
|---|---|---|---|---|
| 1.0 | 12 | 34 | 260 | 340 |
| 1.1 | 12 | 36 | 280 | 340 |
| 1.2 | 16 | 38 | 280 | 340 |
| 1.3 | 16 | 38 | 280 | 340 |
| 1.4 | 18 | 40 | 280 | 340 |
| 1.5 | 18 | 40 | 280 | 340 |
| 1.6 | 20 | 43 | 330 | 410 |
| 1.7 | 20 | 43 | 330 | 410 |
| 1.8 | 22 | 46 | 330 | 410 |
| 1.9 | 22 | 46 | 330 | 410 |
| 2.0 | 24 | 49 | 330 | 410 |
| 2.1 | 24 | 49 | 420 | 520 |
| 2.2 | 27 | 53 | 420 | 520 |
| 2.3 | 27 | 53 | 420 | 520 |
| 2.4 | 30 | 57 | 420 | 520 |
| 2.5 | 30 | 57 | 420 | 520 |
| 2.6 | 30 | 57 | 500 | 620 |
| 2.7 | 33 | 61 | 500 | 620 |
| 2.8 | 33 | 61 | 500 | 620 |
| 2.9 | 33 | 61 | 500 | 620 |
| 3.0 | 33 | 61 | 500 | 620 |
| 3.1 | 36 | 65 | 600 | 740 |
| 3.2 | 36 | 65 | 600 | 740 |
| 3.3 | 36 | 65 | 600 | 740 |
| 3.4 | 39 | 70 | 600 | 740 |
| 3.5 | 39 | 70 | 600 | 740 |
| 3.6 | 39 | 70 | 700 | 860 |
| 3.7 | 39 | 70 | 700 | 860 |
| 3.8 | 43 | 75 | 700 | 860 |
| 3.9 | 43 | 75 | 700 | 860 |

| 刃徑D1 | 刃長L1 | 全長L2 | 白刀單價 | TIALN單價 |
|---|---|---|---|---|
| 4.0 | 43 | 75 | 700 | 860 |
| 4.1 | 43 | 75 | 820 | 1000 |
| 4.2 | 43 | 75 | 820 | 1000 |
| 4.3 | 47 | 80 | 820 | 1000 |
| 4.4 | 47 | 80 | 820 | 1000 |
| 4.5 | 47 | 80 | 820 | 1000 |
| 4.6 | 47 | 80 | 930 | 1130 |
| 4.7 | 47 | 80 | 930 | 1130 |
| 4.8 | 52 | 86 | 930 | 1130 |
| 4.9 | 52 | 86 | 930 | 1130 |
| 5.0 | 52 | 86 | 930 | 1130 |
| 5.1 | 52 | 86 | 1050 | 1280 |
| 5.2 | 52 | 86 | 1050 | 1280 |
| 5.3 | 52 | 86 | 1050 | 1280 |
| 5.4 | 57 | 93 | 1050 | 1280 |
| 5.5 | 57 | 93 | 1050 | 1280 |
| 5.6 | 57 | 93 | 1200 | 1470 |
| 5.7 | 57 | 93 | 1200 | 1470 |
| 5.8 | 57 | 93 | 1200 | 1470 |
| 5.9 | 57 | 93 | 1200 | 1470 |
| 6.0 | 57 | 93 | 1200 | 1470 |
| 6.1 | 63 | 101 | 1300 | 1600 |
| 6.2 | 63 | 101 | 1300 | 1600 |
| 6.3 | 63 | 101 | 1300 | 1600 |
| 6.4 | 63 | 101 | 1300 | 1600 |
| 6.5 | 63 | 101 | 1300 | 1600 |
| 6.6 | 63 | 101 | 1400 | 1720 |
| 6.7 | 63 | 101 | 1400 | 1720 |
| 6.8 | 69 | 109 | 1400 | 1720 |
| 6.9 | 69 | 109 | 1400 | 1720 |

DIN 338 / MG / N 30° / h6 / h7 / 118°

| 碳鋼 | 合金鋼 | 預硬鋼 | 硬化鋼 | | 鑄鐵 | 鋁 | 不銹鋼 | 鈦 | 低碳鋼 | 銅 | 青銅 |
|---|---|---|---|---|---|---|---|---|---|---|---|
| Carbon Steels | Alloy Steels | Prehardened Steels | Hardened Steels | | Cast Iron | Aluminum | Stainless Steels | Titanium | Mild Steels | Copper | Bronze |
| ~HB225 | HB225~325 | HRc30~45 | HRc45~55 | HRc55~ | | | | | | | |
| ◎ | ◎ | | | | ○ | ○ | ○ | ○ | ◎ | | |

◎：優(Excelent)　○：良(Good)



# 長刃鎢鋼鑽頭

## CARBIDE LONG SHANK DRILLS

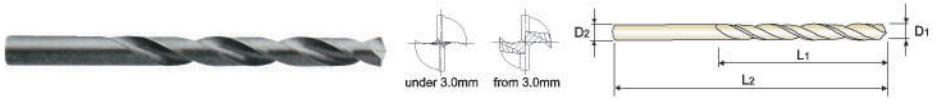


單位Unit: mm

| 刃徑D1 | 刃長L1 | 全長L2 | 白刀單價 | TIALN單價 |
|---|---|---|---|---|
| 7.0 | 69 | 109 | 1400 | 1720 |
| 7.1 | 69 | 109 | 1630 | 2000 |
| 7.2 | 69 | 109 | 1630 | 2000 |
| 7.3 | 69 | 109 | 1630 | 2000 |
| 7.4 | 69 | 109 | 1630 | 2000 |
| 7.5 | 69 | 109 | 1630 | 2000 |
| 7.6 | 75 | 117 | 1800 | 2210 |
| 7.7 | 75 | 117 | 1800 | 2210 |
| 7.8 | 75 | 117 | 1800 | 2210 |
| 7.9 | 75 | 117 | 1800 | 2210 |
| 8.0 | 75 | 117 | 1800 | 2210 |
| 8.1 | 75 | 117 | 2000 | 2460 |
| 8.2 | 75 | 117 | 2000 | 2460 |
| 8.3 | 75 | 117 | 2000 | 2460 |
| 8.4 | 75 | 117 | 2000 | 2460 |
| 8.5 | 75 | 117 | 2000 | 2460 |
| 8.6 | 81 | 125 | 2200 | 2700 |
| 8.7 | 81 | 125 | 2200 | 2700 |
| 8.8 | 81 | 125 | 2200 | 2700 |
| 8.9 | 81 | 125 | 2200 | 2700 |
| 9.0 | 81 | 125 | 2200 | 2700 |
| 9.1 | 81 | 125 | 2440 | 3000 |
| 9.2 | 81 | 125 | 2440 | 3000 |
| 9.3 | 81 | 125 | 2440 | 3000 |
| 9.4 | 81 | 125 | 2440 | 3000 |
| 9.5 | 81 | 125 | 2440 | 3000 |
| 9.6 | 87 | 133 | 2660 | 3270 |
| 9.7 | 87 | 133 | 2660 | 3270 |
| 9.8 | 87 | 133 | 2660 | 3270 |
| 9.9 | 87 | 133 | 2660 | 3270 |

| 刃徑D1 | 刃長L1 | 全長L2 | 白刀單價 | TIALN單價 |
|---|---|---|---|---|
| 10.0 | 87 | 133 | 2660 | 3270 |
| 10.1 | 87 | 133 | 2920 | 3590 |
| 10.2 | 87 | 133 | 2920 | 3590 |
| 10.3 | 87 | 133 | 2920 | 3590 |
| 10.4 | 87 | 133 | 2920 | 3590 |
| 10.5 | 87 | 133 | 2920 | 3590 |
| 10.6 | 87 | 133 | 3220 | 3950 |
| 10.7 | 94 | 142 | 3220 | 3950 |
| 10.8 | 94 | 142 | 3220 | 3950 |
| 10.9 | 94 | 142 | 3220 | 3950 |
| 11.0 | 94 | 142 | 3220 | 3950 |
| 11.1 | 94 | 142 | 3520 | 4320 |
| 11.2 | 94 | 142 | 3520 | 4320 |
| 11.3 | 94 | 142 | 3520 | 4320 |
| 11.4 | 94 | 142 | 3520 | 4320 |
| 11.5 | 94 | 142 | 3520 | 4320 |
| 11.6 | 94 | 142 | 3830 | 4700 |
| 11.7 | 94 | 142 | 3830 | 4700 |
| 11.8 | 94 | 142 | 3830 | 4700 |
| 11.9 | 101 | 151 | 3830 | 4700 |
| 12.0 | 101 | 151 | 3830 | 4700 |
| 12.1 | 101 | 151 | 4100 | 5030 |
| 12.2 | 101 | 151 | 4100 | 5030 |
| 12.3 | 101 | 151 | 4100 | 5030 |
| 12.4 | 101 | 151 | 4100 | 5030 |
| 12.5 | 101 | 151 | 4100 | 5030 |
| 12.6 | 101 | 151 | 4350 | 5340 |
| 12.7 | 101 | 151 | 4350 | 5340 |
| 12.8 | 101 | 151 | 4350 | 5340 |
| 12.9 | 101 | 151 | 4350 | 5340 |
| 13.0 | 101 | 151 | 4350 | 5340 |

DIN 338 / MG / N 30° / h6 / h7 / 118°

| 碳鋼 | 合金鋼 | 預硬鋼 | 硬化鋼 | | 鑄鐵 | 鋁 | 不銹鋼 | 鈦 | 低碳鋼 | 銅 | 青銅 |
|---|---|---|---|---|---|---|---|---|---|---|---|
| Carbon Steels | Alloy Steels | Prehardened Steels | Hardened Steels | | Cast Iron | Aluminum | Stainless Steels | Titanium | Mild Steels | Copper | Bronze |
| ~HB225 | HB225~325 | HRc30~45 | HRc45~55 | HRc55~ | | | | | | | |
| ◎ | ◎ | | | | ○ | ○ | ○ | ○ | ◎ | | |

◎：優(Excelent)　○：良(Good)

# 中心鑽頭

## CENTER DRILLS

應用：適用於一般材料的定位加工，採用含鈷高速鋼

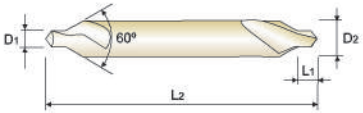


HSS EX
h8
k12
120°

| 規格 D1 | 柄徑 D2 | 鑽尖長 L1 | 全長 L2 | 白刀價格(NT$) | 鍍鈦價格(NT$) |
|---|---|---|---|---|---|
| 1.0 | 4.0 | 1.0 | 35 | 136 | 190 |
| 1.5 | 5.0 | 1.5 | 40 | 110 | 163 |
| 2.0 | 5.0 | 2.0 | 45 | 110 | 163 |
| 2.0 | 6.0 | 2.0 | 45 | 115 | 172 |
| 2.5 | 6.0 | 2.5 | 50 | 133 | 190 |
| 2.5 | 7.7 | 2.5 | 50 | 141 | 200 |
| 3.0 | 7.7 | 3.0 | 55 | 150 | 220 |
| 3.0 | 8.0 | 3.0 | 55 | 168 | 248 |
| 3.2 | 7.7 | 3.0 | 55 | 150 | 220 |
| 3.2 | 8.0 | 3.0 | 55 | 168 | 248 |
| 4.0 | 10.0 | 4.5 | 65 | 327 | 417 |
| 5.0 | 11.0 | 5.5 | 78 | 373 | 523 |

# 長柄型 LONG SHAFT TYPE

應用：適用於一般材料的定位加工，採用含鈷高速鋼




| 規格 | 柄徑 | 鑽尖長 | 全長 | 白刀價格(NT$) | 鍍鈦價格(NT$) |
|---|---|---|---|---|---|
| 1.0 | 4.0 | 1.5 | 100 | 978 | 1060 |
| 1.5 | 5.0 | 1.5 | 100 | 746 | 830 |
| 2.0 | 6.0 | 2.0 | 100 | 790 | 880 |
| 2.5 | 8.0 | 2.5 | 100 | 1005 | 1125 |
| 3.0 | 8.0 | 3.0 | 100 | 1110 | 1230 |
| 3.2 | 8.0 | 3.0 | 100 | 1110 | 1230 |
| 4.0 | 10.0 | 4.5 | 100 | 1245 | 1390 |
| 5.0 | 12.0 | 4.5 | 100 | 1688 | 1910 |

| 碳鋼 | 合金鋼 | 預硬鋼 | 硬化鋼 | | 鑄鐵 | 鋁 | 不銹鋼 | 鈦 | 低碳鋼 | 銅 | 青銅 |
|---|---|---|---|---|---|---|---|---|---|---|---|
| Carbon Steels | Alloy Steels | Prehardened Steels | Hardened Steels | | Cast Iron | Aluminum | Stainless Steels | Titanium | Mild Steels | Copper | Bronze |
| ~HB225 | HB225~325 | HRc30~45 | HRc45~55 | HRc55~ | | | | | | | |
| ◎ | ◎ | | | | ○ | ○ | ○ | ○ | ○ | ○ | ○ |

◎：優(Excelent)　○：良(Good)



# 推薦的切削條件

## RECOMMENDED CUTTING CONDITIONS

Gold-P Drills

## 鍍鈦直柄鑽頭 HSS (TiN)

單位Unit: mm

| WORK MATERIAL | CARBON STELLS 碳鋼 | | CARBON STELLS 碳鋼 | | ALLOY STEELS 合金鋼 | | STAINLESS STELLS 不銹鋼 | | TITANIUM ALLOYS 鈦合金 | | ALUMINUM ALLOYS 鋁合金，ZINC ALLOYS 鋅合金 | | MAGNESIUM ALLOYS 鎂合金 | |
|---|---|---|---|---|---|---|---|---|---|---|---|---|---|---|
| HARDHESS | | | ~HRc 23 | | ~HRc 23 ~ 34 | | HRc 23 | | | | | | | |
| STRENGTH | ~570 N/mm² | | ~830 N/mm² | | 810~1110 N/mm² | | ~830 N/mm² | | ~410 N/mm² | | | | | |
| DRILLING SPEED | 34 ~ 45 m/min | | 30 ~ 40 m/min | | 20 ~ 25 m/min | | 20 ~ 25 m/min | | 20 ~ 25 m/min | | 85 ~ 95 m/min | | 30 ~ 35 m/min | |
| DIAMETER | N | S | N | S | N | S | N | S | N | S | N | S | N | S |
| 1 | 14000 | 0.02 | 12500 | 0.02 | 7700 | 0.02 | 7000 | 0.02 | 8050 | 0.02 | 30000 | 0.02 | 11500 | 0.03 |
| 2 | 7000 | 0.06 | 6100 | 0.06 | 3850 | 0.06 | 3500 | 0.06 | 4050 | 0.06 | 15000 | 0.06 | 5800 | 0.09 |
| 3 | 4650 | 0.10 | 4100 | 0.08 | 2550 | 0.08 | 2350 | 0.08 | 2700 | 0.08 | 9900 | 0.10 | 3850 | 0.13 |
| 4 | 3500 | 0.11 | 3050 | 0.11 | 1950 | 0.10 | 1750 | 0.10 | 2000 | 0.09 | 7450 | 0.11 | 2900 | 0.15 |
| 5 | 2800 | 0.12 | 2450 | 0.11 | 1550 | 0.10 | 1400 | 0.10 | 1600 | 0.1 | 5950 | 0.12 | 2300 | 0.17 |
| 6 | 2350 | 0.14 | 2050 | 0.13 | 1300 | 0.12 | 1150 | 0.12 | 1350 | 0.12 | 4950 | 0.14 | 1950 | 0.19 |
| 7 | 2000 | 0.16 | 1750 | 0.15 | 1100 | 0.14 | 1000 | 0.14 | 1150 | 0.14 | 4250 | 0.16 | 1650 | 0.22 |
| 8 | 1750 | 0.18 | 1550 | 0.18 | 960 | 0.15 | 875 | 0.15 | 1000 | 0.15 | 3700 | 0.18 | 1450 | 0.24 |
| 9 | 1550 | 0.20 | 1350 | 0.22 | 855 | 0.18 | 780 | 0.18 | 895 | 0.17 | 3300 | 0.20 | 1280 | 0.27 |
| 10 | 1400 | 0.21 | 1250 | 0.22 | 770 | 0.18 | 700 | 0.18 | 805 | 0.18 | 3000 | 0.23 | 1150 | 0.29 |
| 11 | 1250 | 0.22 | 1100 | 0.22 | 700 | 0.18 | 650 | 0.18 | 730 | 0.18 | 2700 | 0.23 | 1050 | 0.30 |
| 12 | 1150 | 0.23 | 1000 | 0.22 | 650 | 0.20 | 585 | 0.20 | 670 | 0.20 | 2480 | 0.23 | 960 | 0.31 |
| 13 | 1050 | 0.23 | 950 | 0.22 | 595 | 0.20 | 540 | 0.20 | 620 | 0.20 | 2300 | 0.23 | 890 | 0.31 |

### 多用途鈷高速鋼絲攻

POT先端絲攻

SFT螺旋絲攻

| | |
|---|---|
| HSS-EX | 鈷高速鋼材質 |
| I-GP | 長度：中牙 |
| GT | 精度代號 |
| 2.5/5.0P | 倒角長度 |
| Bright | 產品顏色：白色 |

### 全鎢鋼超硬絲攻

直刃

| | |
|---|---|
| Al | 切削工件：鋁及鋁合金 |
| CARBIDE | 鎢鋼材質 |
| SPCal | 鋁及鋁合金 |
| GT | 精度代號 |
| 1.5P/1.5P | 倒角長度 |
| Bright | 產品顏色：白色 |

### 長短刃鎢鋼鑽頭

| | |
|---|---|
| DIN 338 | 刀具標準號碼 |
| MG | 耐米級硬質合金 |
| N 30° | 螺旋角 |
| h8 | 柄部公差 |
| h7 | 頂部公差 |
| 118° | 頂角 |
| | 刀具切削條件 |

### 中心鑽

| | |
|---|---|
| HSS EX | 鈷高速鋼材質 |
| h8 | 柄部公差 |
| k12 | 鍍 (TiaIn) |
| 120° | 頂角 |

### 全鎢鋼超硬絲攻

15°螺旋

| | |
|---|---|
| GG | 鈷高速鋼材質 |
| CARBIDE | 長度：中牙 |
| STCal | 灰鑄鐵 |
| GT | 精度代號 |
| 1.5P/1.5P | 倒角長度 |
| Bright | 產品顏色：白色 |

### 鍍鈦直柄鑽頭

| | |
|---|---|
| HSS | 鈷高速鋼材質 |
| N 30° | 螺旋角 |
| h8 | 外徑公差 |
| 118° | 頂角 |
| | 刀具切削條件 |

# 公制螺紋鑽孔尺寸

推薦攻絲底孔尺寸
RECOMMENDED TAP DRILL SIZES

| Thread Size | Drill Size (mm) | D1 (mm) | |
|---|---|---|---|
| | | Max. | Min. |
| M2 × 0.4 | 1.60 | 1.679 | 1.567 |
| M2 × 0.25 | 1.75 | (1.785) | (1.729) |
| M2.2 × 0.45 | 1.75 | 1.838 | 1.713 |
| M2.2 × 0.25 | 1.95 | (1.985) | (1.929) |
| M2.2 × 0.4 | 1.90 | 1.979 | 1.867 |
| M2.3 × 0.25 | 2.05 | 2.061 | 2.001 |
| M2.5 × 0.45 | 2.10 | 2.138 | 5.013 |
| M2.5 × 0.35 | 2.20 | 2.221 | 2.121 |
| M2.6 × 0.45 | 2.20 | 2.238 | 2.113 |
| M2.6 × 0.35 | 2.20 | 2.246 | 2.186 |
| M3 × 0.5 | 2.50 | 2.599 | 2.459 |
| M3 × 0.35 | 2.70 | 2.721 | 2.621 |
| M3.5 × 0.6 | 2.90 | 3.010 | 2.850 |
| M3.5 × 0.35 | 3.20 | 3.221 | 3.121 |
| M4 × 0.7 | 3.30 | 3.422 | 3.242 |
| M4 × 0.5 | 3.50 | 3.599 | 3.459 |
| M4.5 × 0.75 | 3.80 | 3.878 | 3.688 |
| M4.5 × 0.5 | 4.00 | 4.099 | 3.959 |
| M5 × 0.8 | 4.20 | 4.334 | 4.134 |
| M5 × 0.5 | 4.50 | 4.599 | 4.459 |
| M6 × 1 | 5.00 | 5.153 | 4.917 |
| M6 × 0.75 | 5.30 | 5.378 | 5.188 |
| M6 × 0.5 | 5.50 | 5.550 | 5.400 |
| M7 × 1 | 6.00 | 6.153 | 5.917 |
| M7 × 0.75 | 6.30 | 6.378 | 6.188 |
| M7 × 0.5 | 6.50 | 6.550 | 6.400 |
| M8 × 1.25 | 6.80 | 6.912 | 6.647 |
| M8 × 1 | 7.00 | 7.153 | 6.917 |
| M8 × 0.75 | 7.30 | 7.378 | 7.188 |
| M8 × 0.5 | 7.50 | 7.520 | 7.400 |
| M9 × 1.25 | 7.80 | 7.912 | 7.647 |
| M9 × 1 | 8.00 | 8.153 | 7.917 |
| M9 × 0.75 | 8.30 | 8.378 | 8.188 |
| M10 × 1.5 | 8.50 | 8.676 | 8.376 |
| M10 × 1.25 | 8.80 | 8.912 | 8.647 |
| M10 × 1 | 9.00 | 9.153 | 8.917 |
| M10 × 0.75 | 9.30 | 9.378 | 9.188 |
| M10 × 0.5 | 9.50 | 9.520 | 9.400 |
| M11 × 1.5 | 9.50 | 9.676 | 9.376 |
| M11 × 1 | 10.00 | 10.153 | 9.917 |
| M11 × 0.75 | 10.30 | 10.378 | 10.188 |
| M12 × 1.75 | 10.30 | 10.441 | 10.106 |
| M12 × 1.5 | 10.50 | 10.676 | 10.376 |
| M12 × 1.25 | 10.80 | 10.912 | 10.647 |
| M12 × 1 | 11.00 | 11.153 | 10.917 |
| M12 × 0.5 | 11.50 | 11.520 | 11.400 |
| M14 × 2 | 12.00 | 12.210 | 11.835 |
| M14 × 1.5 | 12.50 | 12.676 | 12.376 |
| M14 × 1 | 13.00 | 13.153 | 12.917 |
| M15 × 1.5 | 13.50 | 13.673 | 13.376 |
| M15 × 1 | 14.00 | 14.153 | 13.917 |
| M16 × 2 | 14.00 | 14.210 | 13.835 |
| M16 × 1.5 | 14.50 | 14.676 | 14.376 |
| M16 × 1 | 15.00 | 15.153 | 14.917 |
| M17 × 1.5 | 15.50 | 15.676 | 15.376 |
| M17 × 1 | 16.00 | 16.153 | 15.917 |
| M18 × 2.5 | 15.50 | 15.744 | 15.294 |
| M18 × 2 | 16.00 | 16.210 | 15.835 |
| M18 × 1.5 | 16.50 | 16.676 | 16.376 |
| M18 × 1 | 17.00 | 17.153 | 16.917 |
| M20 × 2.5 | 17.50 | 17.744 | 17.294 |
| M20 × 2 | 18.00 | 18.210 | 17.835 |
| M20 × 1.5 | 18.50 | 18.676 | 18.376 |

| Thread Size | Drill Size (mm) | D1 (mm) | |
|---|---|---|---|
| | | Max. | Min. |
| M20 × 1 | 19.00 | 19.153 | 18.917 |
| M22 × 2.5 | 19.50 | 19.744 | 19.294 |
| M22 × 2 | 20.00 | 20.210 | 19.835 |
| M22 × 1.5 | 20.50 | 20.673 | 20.376 |
| M22 × 1 | 21.00 | 21.153 | 20.917 |
| M24 × 3 | 21.00 | 21.252 | 20.752 |
| M24 × 2 | 22.00 | 22.210 | 21.835 |
| M24 × 1.5 | 22.50 | 22.676 | 22.376 |
| M24 × 1 | 23.00 | 23.153 | 22.917 |
| M25 × 2 | 23.00 | 23.210 | 22.835 |
| M25 × 1.5 | 23.50 | 23.676 | 23.376 |
| M25 × 1 | 24.00 | 24.153 | 23.917 |
| M26 × 1.5 | 24.50 | 24.676 | 24.376 |
| M27 × 3 | 24.00 | 24.252 | 23.752 |
| M27 × 2 | 25.00 | 25.210 | 24.835 |
| M27 × 1.5 | 25.50 | 25.676 | 25.376 |
| M27 × 1 | 26.00 | 26.153 | 25.917 |
| M28 × 2 | 26.00 | 26.210 | 25.835 |
| M28 × 1.5 | 26.50 | 26.676 | 26.376 |
| M28 × 1 | 27.00 | 27.153 | 26.917 |
| M33 × 3.5 | 29.50 | 29.771 | 29.211 |
| M33 × 3 | 30.00 | 30.252 | 29.752 |
| M33 × 2 | 31.00 | 31.210 | 30.835 |
| M33 × 1.5 | 31.50 | 31.676 | 31.376 |
| M35 × 1.5 | 33.50 | 33.676 | 33.376 |
| M36 × 4 | 32.00 | 32.270 | 31.670 |
| M36 × 3 | 33.00 | 33.252 | 32.752 |
| M36 × 2 | 34.00 | 34.210 | 33.835 |
| M36 × 1.5 | 34.50 | 34.676 | 34.376 |
| M38 × 1.5 | 36.50 | 36.676 | 36.376 |
| M39 × 4 | 35.00 | 35.270 | 34.670 |
| M39 × 3 | 36.00 | 36.252 | 35.752 |
| M39 × 2 | 37.00 | 37.210 | 36.835 |
| M39 × 1.5 | 37.50 | 37.676 | 37.376 |
| M40 × 3 | 37.00 | 37.252 | 36.752 |
| M40 × 2 | 38.00 | 38.210 | 37.835 |
| M40 × 1.5 | 38.50 | 38.676 | 38.376 |
| M42 × 4.5 | 37.50 | 37.799 | 37.129 |
| M30 × 3.5 | 26.50 | 26.771 | 26.211 |
| M30 × 3 | 27.00 | 27.252 | 26.752 |
| M30 × 2 | 28.00 | 28.210 | 27.835 |
| M30 × 1.5 | 28.50 | 28.676 | 28.376 |
| M30 × 1 | 29.00 | 29.153 | 28.917 |
| M32 × 2 | 30.00 | 30.210 | 29.835 |
| M32 × 1.5 | 30.50 | 30.676 | 30.376 |
| M42 × 4 | 38.00 | 38.270 | 37.670 |
| M42 × 3 | 39.00 | 39.252 | 38.752 |
| M42 × 2 | 40.00 | 40.210 | 39.835 |
| M42 × 1.5 | 40.50 | 40.676 | 40.376 |
| M45 × 4.5 | 40.50 | 40.799 | 40.129 |
| M45 × 4 | 41.00 | 41.270 | 40.670 |
| M45 × 3 | 42.00 | 42.252 | 41.752 |
| M45 × 2 | 43.00 | 43.210 | 72.835 |
| M45 × 1.5 | 43.50 | 43.676 | 73.376 |
| M48 × 5 | 43.00 | 43.297 | 42.587 |
| M48 × 4 | 44.00 | 44.270 | 43.670 |
| M48 × 3 | 45.00 | 45.252 | 44.752 |
| M48 × 2 | 46.00 | 46.210 | 45.835 |
| M48 × 1.5 | 46.50 | 46.676 | 46.376 |
| M50 × 3 | 47.00 | 47.252 | 46.752 |
| M50 × 2 | 48.00 | 48.210 | 47.835 |
| M50 × 1.5 | 48.50 | 48.676 | 48.376 |



# 公制螺紋鑽孔尺寸

## FOR METRIC THREADS

推薦攻絲底孔尺寸
RECOMMENDED TAP DRILL SIZES

## 美制螺紋 FOR UNIFIED THREADS

| Thread Size | Drill Size (mm) | D1 (mm) | |
|---|---|---|---|
| | | Max. | Min. |
| #2 - 56 UNC | 1.80 | 1.871 | 1.695 |
| #2 - 64 UNF | 1.85 | 1.912 | 1.756 |
| #3 - 48 UNC | 2.10 | 2.146 | 1.941 |
| #3 - 56 UNF | 2.10 | 2.197 | 2.025 |
| #4 - 40 UNC | 2.30 | 2.385 | 2.157 |
| #4 - 48 UNF | 2.40 | 2.458 | 2.271 |
| #5 - 40 UNC | 2.60 | 2.697 | 2.487 |
| #5 - 44 UNF | 2.70 | 2.740 | 2.551 |
| #6 - 32 UNC | 2.80 | 2.895 | 2.642 |
| #6 - 40 UNF | 2.90 | 3.022 | 2.820 |
| #8 - 32 UNC | 3.40 | 3.530 | 3.302 |
| #8 - 36 UNF | 3.50 | 3.606 | 3.404 |
| #10 - 24 UNC | 3.90 | 3.962 | 3.683 |
| #10 - 32 UNF | 4.10 | 4.165 | 3.963 |
| #12 - 24 UNC | 4.50 | 4.597 | 4.344 |
| #12 - 28 UNF | 4.60 | 4.724 | 4.496 |
| #12 - 32 UNF | 4.70 | 4.826 | 4.623 |
| 1/4 - 20 UNC | 5.10 | 5.257 | 4.979 |
| 1/4 - 28 UNF | 5.50 | 5.588 | 5.360 |
| 1/4 - 32 UNEF | 5.60 | 5.690 | 5.486 |
| 5/16 - 18 UNC | 6.60 | 6.731 | 6.401 |
| 5/16 - 24 UNF | 6.90 | 7.035 | 6.782 |
| 5/16 - 32 UNEF | 7.10 | 7.264 | 7.087 |
| 3/8 - 16 UNC | 8.00 | 8.153 | 7.798 |
| 3/8 - 24 UNF | 8.50 | 8.636 | 8.382 |
| 3/8 - 32 UNEF | 8.70 | 8.865 | 8.661 |
| 7/16 - 14 UNC | 9.40 | 9.550 | 9.144 |
| 7/16 - 20 UNF | 9.90 | 10.033 | 9.729 |
| 7/16 - 28 UNEF | 10.20 | 10.338 | 10.135 |
| 1/2 - 13 UNC | 10.80 | 11.023 | 10.592 |
| 1/2 - 20 UNF | 11.50 | 11.607 | 11.329 |
| 1/2 - 28 UNEF | 11.80 | 11.938 | 11.709 |
| 9/16 - 12 UNC | 12.20 | 12.446 | 11.989 |
| 9/16 - 18 UNF | 12.90 | 13.081 | 12.751 |
| 9/16 - 24 UNEF | 13.20 | 13.386 | 13.132 |
| 5/8 - 11 UNC | 13.60 | 13.868 | 13.386 |

| Thread Size | Drill Size (mm) | D1 (mm) | |
|---|---|---|---|
| | | Max. | Min. |
| 5/8 - 18 UNF | 14.50 | 14.681 | 14.351 |
| 5/8 - 24 UNEF | 14.80 | 14.986 | 14.732 |
| 3/4 - 10 UNC | 16.50 | 16.840 | 16.307 |
| 3/4 - 16 UNF | 17.50 | 17.678 | 17.323 |
| 3/4 - 20 UNEF | 17.80 | 17.958 | 17.678 |
| 7/8 - 9 UNC | 19.50 | 19.761 | 19.177 |
| 7/8 - 14 UNF | 20.50 | 20.675 | 20.270 |
| 7/8 - 20 UNEF | 21.00 | 21.133 | 20.853 |
| 1 -8UNC | 22.20 | 22.606 | 21.971 |
| 1 -12UNF | 23.20 | 23.571 | 23.114 |
| 1 -20 UNEF | 24.00 | 24.308 | 24.028 |
| 1＊1/8 - 7 UNC | 25.00 | 25.349 | 24.638 |
| 1＊1/8 - 12 UNF | 26.50 | 26.746 | 26.289 |
| 1＊1/8 - 18 UNEF | 27.20 | 27.381 | 27.051 |
| 1＊1/8 - 8 UN | 25.50 | 25.781 | 25.146 |
| 1＊1/4 - 7 UNC | 28.20 | 28.524 | 27.813 |
| 1＊1/4 - 12 UNF | 29.50 | 29.921 | 29.464 |
| 1＊1/4 - 18 UNEF | 30.20 | 30.556 | 30.226 |
| 1＊1/4 - 8 UN | 28.50 | 28.956 | 28.321 |
| 1＊3/8 - 6 UNC | 30.80 | 31.115 | 30.353 |
| 1＊3/8 - 12 UNF | 32.80 | 33.096 | 32.639 |
| 1＊3/8 - 18 UNEF | 33.50 | 33.731 | 33.401 |
| 1＊3/8 - 8 UN | 31.80 | 32.131 | 31.496 |
| 1＊1/2 - 6 UNC | 34.00 | 34.290 | 33.528 |
| 1＊1/2 - 12 UNF | 36.00 | 36.271 | 35.814 |
| 1＊1/2 - 18 UNEF | 36.50 | 36.881 | 36.576 |
| 1＊1/2 - 8 UN | 35.00 | 35.306 | 34.671 |
| 1＊5/8 - 18 UNEF | 39.80 | 40.081 | 39.751 |
| 1＊5/8 - 8 UN | 38.20 | 38.481 | 37.846 |
| 1＊5/8 - 12 UN | 39.20 | 39.446 | 38.989 |
| 1＊3/4 - 5 UNC | 39.50 | 39.827 | 38.964 |
| 1＊3/4 - 8 UN | 41.20 | 41.656 | 41.021 |
| 1＊3/4 - 12 UN | 42.20 | 42.621 | 42.164 |
| 2 - 4＊1/2UNC | 45.20 | 45.593 | 44.679 |
| 2 -8UN | 47.80 | 48.006 | 47.371 |
| 2 -12UN | 48.50 | 48.971 | 48.514 |

## 英制螺紋 FOR WHITWORTH THREADS

| Thread Size | Drill Size(mm) | |
|---|---|---|
| | A | B |
| W1/8 - 40 | 2.65 | 2.60 |
| W5/32 - 32 | 3.25 | 3.20 |
| W3/16 - 24 | 3.75 | 3.70 |
| W1/4 - 20 | 5.10 | 5.00 |
| W5/16 - 18 | 6.60 | 6.50 |
| W3/8 - 16 | 8.00 | 7.90 |
| W7/16 - 14 | 9.40 | 9.30 |
| W1/2 - 12 | 10.70 | 10.50 |
| W9/16 - 12 | 12.30 | 12.00 |
| W5/8 - 11 | 13.70 | 13.50 |
| W3/4 - 10 | 16.70 | 16.50 |

| Thread Size | Drill Size(mm) | |
|---|---|---|
| | A | B |
| W7/8 - 9 | 19.50 | 19.30 |
| W1 - 8 | 22.40 | 22.00 |
| W1x1/8 - 7 | 25.00 | 24.80 |
| W1x1/4 - 7 | 28.30 | 28.00 |
| W1x3/8 - 6 | 30.50 | 30.30 |
| W1x1/2 - 6 | 33.80 | 33.50 |
| W1x5/8 - 5 | 36.00 | 35.70 |
| W1x3/4 - 5 | 39.20 | 39.00 |
| W1x7/8 - 4x1/2 | 41.80 | 41.50 |
| W2 - 4x1/2 | 45.00 | 44.70 |